

SMART

STEPHANIE BEVACQUA & RACHAEL ROSSI, PH.D.

Agenda

9:00-10:15 Introductions and overview on what SMART :what it *used* to be and what it is now

10:15-10:30 BREAK

10:30-12:00 Enroll in SMART as a student and practice lessons

12:00-12:30 Lunch

12:30-1:00 Overview on SMART teacher role

1:00-3:00 Setting up a class in SMART (we'll take an afternoon break somewhere around 1:45)

2 Truths and 1 Lie

TODAY'S ICEBREAKER

Make a new friend and lie to him/her.

YOUR TURN! PLEASE TELL A PARTNER 2 TRUTHS AND 1 LIE ABOUT YOURSELF AND SEE IF HE/SHE CAN GUESS THE LIE.



SMART

Skills to

Make

Adults

Ready

To succeed

Grade Requirements for SMART & GRASP

	Reading	Math
GRASP <i>(M or D level)</i>	8.0 grade equivalent and up	No requirement
Write SMART <i>(E, M, or D)</i>	4.0 -7.9 grade equivalent	-
Math SMART <i>(E, M, or D)</i>	-	4.0-6.0 grade equivalent

SMART

Advantages For the Student:

- Learner centered
- Affordable: course is free
- Access to Education for students with limited opportunities
- Flexibility of working from home
 - Eliminates need for childcare
 - No commuting
 - Learn while working
 - Study whenever, wherever there is an Internet connection
- Work on program whether traveling or home
- Interactive
- Shy students can ask questions via email

What SMART *Used* To Be

A homework **packet** program teaching academic (Reading, Writing, and Math) and life skills (Consumer, Career, Eating, and Living)

Operated on a **star system**

- One star lessons and exercises are appropriate for students fourth grade level and up.
- Two star lessons are appropriate for students on fifth grade level.
- Three star quizzes are appropriate for students working at sixth grade level and higher.



What SMART Still Is

An academic program for students

- However, Math and Read SMART are not yet available.
- Write SMART is live and available

Write SMART

NO MORE PACKETS; NOW USED ONLINE

(HOWEVER, YOU HAVE THE OPTION TO PRINT THE LESSONS/UNITS)

SMART Online Learning For the Student:

SMART is available 24/7

Moodle platform provides course management features such as: calendar of events, news forum, discussion groups, and e-mail

SMART online learning is –


- Motivational
- Customized
- Provides Immediate feedback

Before We Begin...

- If you have a problem with the program, please let us know.
- All SMART users must have an e-mail address, and it must be unique.
- SMART recommends students register themselves.
- Only one e-mail address can be assigned to each person whether a teacher or student.

Before We Begin...

- Write SMART is designed to be multi-media.




Before We Begin...

- The SMART program was developed on the Moodle platform utilizing the browser Firefox, thus the suggested browser. SMART also works with Chrome, Explorer and safari. This can also be used on smartphones.
- As a Write SMART teacher, it is important to experience the SMART program as a student in order to better assist and guide your students.
- To use the SMART website, cookies must be enabled on your computer.
- PLEASE do not delete or “un-enroll” any groups or students. All student information must remain on the site, even if they have done just one or two lessons.
- For any auditing purposes, it is important that all information is kept for seven years.

Before We Begin...

- Write SMART was created to be used sequentially. Unlike other courses in which a student can just do certain lessons, Write SMART is designed for the student to complete each unit in order. Each lesson builds upon the lesson before, and each unit builds on the previous one.
- Write SMART is for the student who has TABE tested at a reading grade level equivalent 4 and above.

SMART



Goals for SMART

- To provide the ABE student with the skills and competencies necessary to show success on tests and in the classroom
- To provide students with the skills and knowledge to help ensure success in future educational endeavors.
- SMART provides students with the use of the internet and Write SMART uses word processing features.

Write SMART

- SMART is very user friendly.
- Write SMART materials have:
 - Conversations that teach
 - Lessons that teach by example
 - Lessons that are sequential
 - Lessons that encourage and challenge the learner
 - Customized lessons and exercises
 - Lessons that include academics and skills aligned to NYS standards
 - Charts and Pictures

Math SMART

- Math SMART materials have:
 - Lessons that are sequential
 - Quizzes with an available answer key
 - Ability to redo the quiz
 - Instructional characters that guide students through the learning process.

SMART LESSON FORMAT

- Purpose of Lesson
- Skills
- Words to Learn
- Directions
- Lesson
- Quizzes
- Unit Resources

SMART

How to Enroll in SMART

SMART Enrollment

Moodle

[Home](#) ► [Log in to the site](#)


Log in

Username

Password

☐ Remember username

[Forgotten your username or password?](#)

Cookies must be enabled in your browser 

Is this your first time here?

Hi! For full access to courses you'll need to take a minute to create a new account for yourself on this web site. Each of the individual courses may also have a one-time "enrollment key", which you won't need until later. Here are the steps:

1. Fill out the [New Account](#) form with your details.
2. An email will be immediately sent to your email address.
3. Read your email, and click on the web link it contains.
4. Your account will be confirmed and you will be logged in.
5. Now, select the course you want to participate in.
6. If you are prompted for an "enrollment key" - use the one that your teacher has given you. This will "enroll" you in the course.
7. You can now access the full course. From now on you will only need to enter your personal username and password (in the form on this page) to log in and access any course you have enrolled in.

Developed by New York State Education Department (NYSED) © 2014 All Rights Reserved

You are not logged in.

[Home](#)

SMART

Username:

First Initial and Last Name

John Doe= jdoe

SMART Enrollment

Username

- First initial+ last name
- No spaces
- All lowercase

John Smith= jsmith

James Smith=jsmith2

James Smith=jasmith

SMART Enrollment

Password*	School@123	<input checked="" type="checkbox"/> Unmask
-----------	------------	--------------------------------------------

Passwords:

- At least 8 characters.
- Use at least:
 - One capital letter
 - One lowercase letter
 - One number
 - One non- alphanumeric character (e.g., @\$%&)
- Unmask the password

SMART Enrollment E-mail

SMART(Skills to Make Adults Ready to Succeed): account confirmation

Inbox x



Moodle Support Team <noreply@e-literacyny.org>

to me ▾

Hi Mary Moodle,

A new account has been requested at 'SMART(Skills to Make Adults Ready to Succeed)' using your email address.

To confirm your new account, please go to this web address:

<http://e-literacyny.org/login/confirm.php?data=GUWpAEpM2pjQuyH/marymoodle2016>

In most mail programs, this should appear as a blue link which you can just click on. If that doesn't work, then cut and paste the address into the address line at the top of your web browser window.

If you need help, please contact the site administrator,

Moodle Support Team
moodle@e-literacyny.org

SMART Enrollment

The screenshot shows a web browser window with the URL `e-literacyny.org`. The page is titled "New York State Education Department" and is for a user named "Mary Moodle". The dashboard includes a navigation menu, a course overview section, and several informational boxes on the right side.

Navigation Menu:

- Dashboard
- Site home
- Site pages
- Courses

Course Overview:

No course information to show.

Private Files:

No files available
[Manage private files...](#)

Online Users:

(last 5 minutes)
Mary Moodle

Latest Badges:

Badges are not enabled on this site.

Calendar:

September 2016

Mon	Tue	Wed	Thu	Fri	Sat	Sun
			1	2	3	4
5	6	7	8	9	10	11
12	13	14	15	16	17	18
19	20	21	22	23	24	25
26	27	28	29	30		

Upcoming Events:

There are no upcoming events
[Go to calendar...](#)
[New event...](#)

Subscriptions:

No Shared Links
Click "Subscriptions" to select the social network, app, and website feeds you want to appear here.

SMART Course Enrollment

New York State Education Department

Mary Moodle

Write SMART

[Dashboard](#) > [Courses](#) > [Academic SMART](#) > [Write SMART](#) > [Enrol me in this course](#) > [Enrolment options](#)

NAVIGATION

Dashboard

▸ Site home

▸ Site pages

▼ Current course

▾ Write SMART

▸ Participants

▸ Write SMART Introduction

▸ Write SMART Unit One

▸ Write SMART Unit Two

▸ Write SMART Unit Three

▸ Write SMART Unit Four

▸ Write SMART Unit Five

▸ Write SMART Resources

▸ Courses

ADMINISTRATION

▼ Course administration

▸ [Enrol me in this course](#)

Enrolment options

Write SMART

▸

▼ Self enrolment (Student)

Enrolment key

☒ Unmask

Enrol me

You are logged in as [Mary Moodle](#) ([Log out](#))

[Write SMART](#)

Write SMART

New York State Education Department

Mary Moodle

Write SMART

Dashboard Academic SMART Write SMART

NAVIGATION

Dashboard

- Site home

Site pages

- Tags
- Calendar

Current course

- Write SMART**
 - Participants
 - Write SMART Introduction
 - Write SMART Unit One
 - Write SMART Unit Two
 - Write SMART Unit Three
 - Write SMART Unit Four
 - Write SMART Unit Five
 - Write SMART Resources
- My courses

ADMINISTRATION

Course administration

- Unenrol me from Write SMART
- Grades

Write SMART Introduction

Write SMART Introduction

Write SMART Introduction

Write SMART Unit One

Pages: 9 Files: 28 Quizzes: 19 Glossary: 1

Write SMART Unit Two

Pages: 6 Files: 25 Quizzes: 18 Glossary: 1

Write SMART Unit Three

Pages: 10 Files: 36 Quizzes: 28 Glossary: 1

Write SMART Unit Four

Pages: 10 Files: 66 Quizzes: 56 Glossary: 1

Write SMART Unit Five

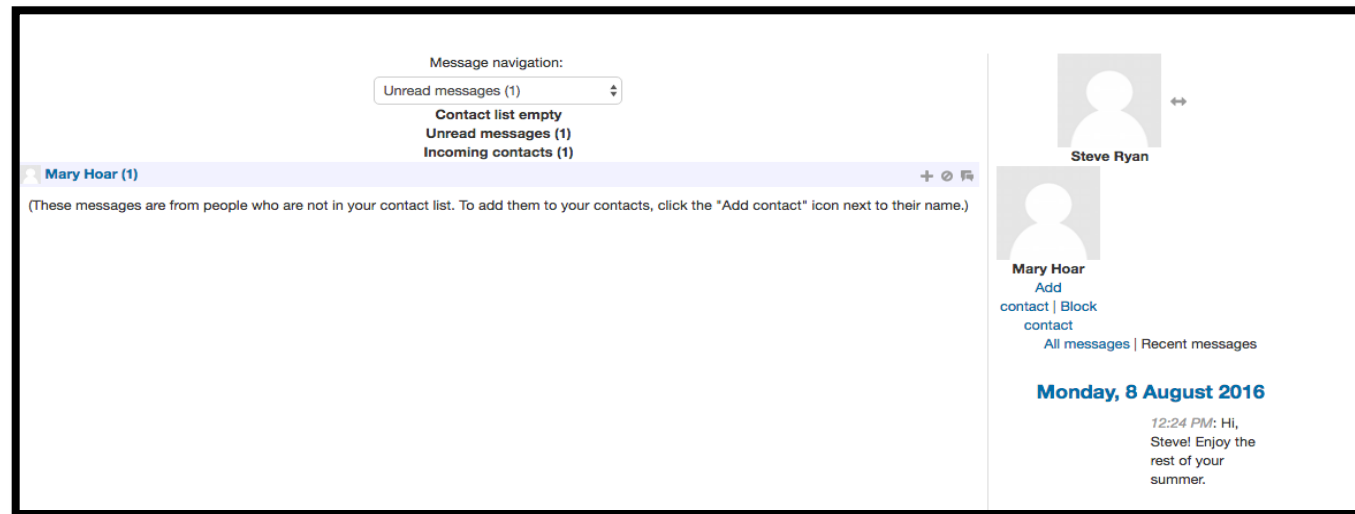
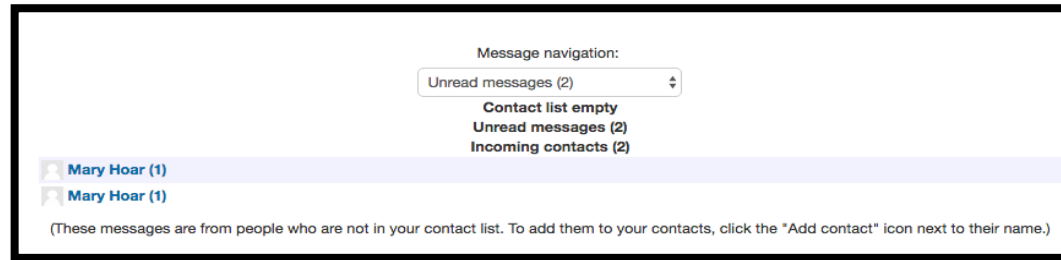

Pages: 6 Files: 32 Quizzes: 25 Glossary: 1

Write SMART Resources

Pages: 7 Files: 7 Glossary: 1

You are logged in as Mary Moodle (Log out)

Dashboard: Messages



Breadcrumbs

Write SMART

[Dashboard](#) ▶ [Academic SMART](#) ▶ [Write SMART](#) ▶ [Write SMART Resources](#)

Write SMART Resources

Write SMART Introduction

-  Write SMART Introduction
-  Write SMART Introduction

Write SMART Unit One

Write SMART Unit Two

Write SMART Unit Three

Write SMART Unit Four

Write SMART Unit Five

Write SMART Resources

Write SMART Introduction

-  Write SMART Introduction
-  Write SMART Introduction

◀ Write SMART Unit Five

-  The ABC's of Prewriting (Lesson 8)
-  The ABC's of Prewriting (Lesson 8) (pdf)
-  Super Tips for Writing (Lesson 13)
-  Super Tips for Writing (Lesson 13) (pdf)
-  Writer's Checklist (Lesson 15)
-  Writer's Checklist (Lesson 15) (pdf)
-  Revision Checklist (Lesson 17)
-  Revision Checklist (Lesson 17) (pdf)
-  Editing Checklist (Lesson 18)
-  Editing Checklist (Lesson 18) (pdf)
-  Essay Scoring Rubric (Lesson 32)
-  Essay Scoring Rubric (Lesson 32) (pdf)
-  Grammar and Editing Tips and Resources
-  Grammar and Editing Tips and Resources(pdf)
-  Master Glossary - Unit 1-5

Write SMART



These are the people you will meet and read about throughout the Write SMART curriculum. You will learn with them as they go through their writing lessons, career development and life management skills. Have fun as you learn with the Mack family and friends.

Smarty (instructor)

Write SMART



Eva Mack (Mother)



Joe Mack (Father)



Dora Mack (Daughter)



Bella Mack (Daughter)



Omar Mack (Son)



Salim Thomas (Neighbor)



Marta Thomas (Neighbor)



Dr. Tu (Doctor)



Lee (Friend)



Ms. Shine (Teacher)



Ms. Ortiz (Counselor)

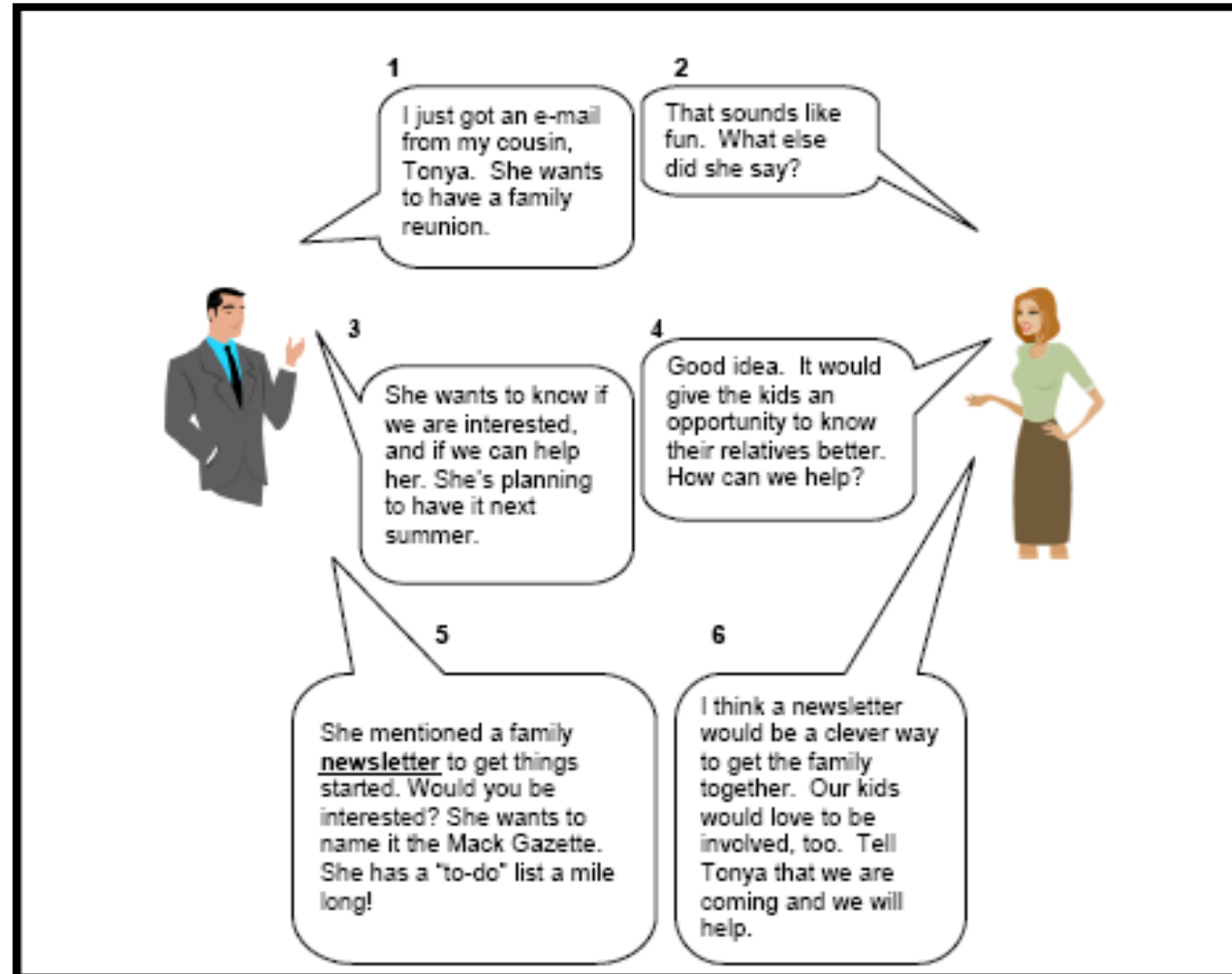


Selma (Friend)



Sinbad (Grandpa)

Write SMART



SMART LESSON FORMAT

- Purpose of Lesson
- Skills
- Words to Learn
- Directions
- Lesson
- Quizzes

SMART LESSON FORMAT

Quizzes

QUIZ NAVIGATION

1

1

2

3

4

5

6

Finish attempt ...

Information

Flag question

Directions: Read and enjoy the two stanzas from the poem, *where I'm from*, and answer the questions below. Feel free to write your own interpretation on the lines provided.

where I'm from

by George Ella Lyon

(stanza 3)

I'm from Artemus and Billie's Branch,
fried corn and strong coffee.
From the finger my grandfather lost
to the **auger**,
the eye my father shut to keep his sight.

(stanza 4)

Under my bed was a dress box
spilling old pictures,
a **sift** of lost faces
to drift beneath my dreams.
I am from those moments--
snapped before I budded--
leaf-fall from the family tree.

Question 1

Not yet answered

Marked out of 1.00

Flag question

1. Choose a word you would use instead of Branch. I am from Artemus and Billie's Branch

Select one:

☐ a. nest

☐ b. village

☒ c. family

☐ d. roots

Question 2

Not yet answered

Marked out of 1.00

Flag question

The author's grandfather probably lost his finger in a(n)

Select one:

☒ a. accident

☐ b. fight

☐ c. war

☐ d. melee

Question 3

Not yet answered

Marked out of 1.00

Flag question

What does, "the eye my father shut to keep his sight," mean?

Select one:

☐ a. he lost his eyesight

☒ b. he looked the other way

☐ c. he covered his eye

☐ d. he fell asleep

SMART LESSON FORMAT

Quizzes

New York State Education Department

Write SMART

[Dashboard](#) ▶ [Academic SMART](#) ▶ [Write SMART](#) ▶ [Write SMART Unit One](#) ▶ [Lesson 1: Quiz 1 - An Invitation to Write](#) ▶ [Summary of attempt](#)

QUIZ NAVIGATION

[1](#) [1](#) [2](#) [3](#) [4](#) [5](#) [6](#)

[Finish attempt ...](#)

Lesson 1: Quiz 1 - An Invitation to Write

Summary of attempt

Question	Status
1	Answer saved
2	Answer saved
3	Answer saved
4	Answer saved
5	Answer saved
6	Answer saved

[Return to attempt](#)

[Submit all and finish](#)

Confirmation

Once you submit, you will no longer be able to change your answers for this attempt.

[Submit all and finish](#) [Cancel](#)

SMART LESSON FORMAT

Quizzes

Started on	Saturday, 19 April 2014, 1:18 PM
State	Finished
Completed on	Saturday, 19 April 2014, 2:02 PM
Time taken	44 mins 10 secs
Marks	14.00/14.00
Grade	100.00 out of 100.00

SMART LESSON FORMAT

Quizzes

Write SMART
Dashboard > Academic SMART > Write SMART > Write SMART Unit One > Lesson 1: Quiz 1 - An Invitation to Write

QUIZ NAVIGATION
1 2 3 4 5 6
Finish review

Started on	Wednesday, 28 September 2016, 8:01 AM
State	Finished
Completed on	Wednesday, 28 September 2016, 8:13 AM
Time taken	11 mins 37 secs
Marks	4.00/5.00
Grade	66.67 out of 100.00

Information
Flag question

Directions: Read and enjoy the two stanzas from the poem, *where I'm from*, and answer the questions below. Feel free to write your own interpretation on the lines provided.

where I'm from
by George Ella Lyon

(stanza 3)	(stanza 4)
I'm from Artemus and Billie's Branch, fried corn and strong coffee. From the finger my grandfather lost to the auger, the eye my father shut to keep his sight.	Under my bed was a dress box spilling old pictures, a gift of lost faces to drift beneath my dreams. I am from those moments-- snapped before I budded-- leaf-fall from the family tree.

Question 1
Correct
Mark 1.00 out of 1.00
Flag question

1. Choose a word you would use instead of Branch. I am from Artemus and Billie's Branch.

Select one:

- ☒ a. family ✓
- ☐ b. roots
- ☐ c. village
- ☐ d. nest

The correct answer is: family

Question 2
Correct
Mark 1.00 out of 1.00
Flag question

The author's grandfather probably lost his finger in a(n)

Select one:

- ☒ a. accident ✓
- ☐ b. fight
- ☐ c. war
- ☐ d. melee

The correct answer is: accident

Question 3
Correct
Mark 1.00 out of 1.00
Flag question

What does, "the eye my father shut to keep his sight," mean?

Select one:

- ☐ a. he lost his eyesight
- ☒ b. he looked the other way ✓
- ☐ c. he covered his eye
- ☐ d. he fell asleep

The correct answer is: he looked the other way

QUIZ NAVIGATION
1 2 3 4 5 6
Finish review

SMART LESSON FORMAT

Quizzes

Question 4
Correct
Mark 1.00 out of 1.00
Flag question

What was in the box?

Select one:
☐ a. old decorations
☐ b. old clothes
☒ c. old pictures ✓
☐ d. old toys

The correct answer is: old pictures

Question 5
Incorrect
Mark 0.00 out of 1.00
Flag question

5. In your opinion, people were referred to as "lost faces" because

Select one:
☐ a. they have been forgotten
☐ b. they moved away
☐ c. they are all dead
☒ d. nobody knows who they are ✗

The correct answer is: they have been forgotten

Question 6
Incorrect
Mark 0.00 out of 1.00
Flag question

6. "Moments snapped before I budded--" probably means before the writer

Select one:
☐ a. went to school
☐ b. had died
☒ c. was born ✗
☐ d. became an adult

The correct answer is: became an adult

[Finish review](#)

TIME TO PRACTICE

THE REST OF THE MORNING WILL BE SPENT PRETENDING TO BE A STUDENT!

SMART

e-literacy.org

Practice These Lessons:

Unit 1, Lesson 1, Quizzes
1-5

e-literacyny.org

Unit 3, Lesson 16, Quiz 1

Unit 4, Lesson 21, Quiz 1

And any others you want
to try!

SMART: Information for Teachers

STEPHANIE BEVACQUA & RACHAEL ROSSI, PH.D.

ORLEANS/NIAGARA BOCES

A solid green horizontal bar spanning the width of the slide at the bottom.

Teacher Log-in

During lunch, we made your accounts non-editing teachers. So you now have two roles:

- Student
- Non-Editing Teacher

You use the same username and password for both roles.

Creating a Class

Log-In and navigate to your DASHBOARD


- My Courses
 - Write SMART

Scroll down to ADMINISTRATION (left-hand side)

- ▶ Write SMART Unit Three
- ▶ Write SMART Unit Four
- ▶ Write SMART Unit Five
- ▶ Write SMART Resources
- ▶ My courses

ADMINISTRATION



- ▼ Course administration
 - ▶ Users
 - ▶ Reports
 -  [Grades](#)
- ▶ Switch role to...

Write SMART Unit Two

Pages: 6 Files: 25 Quizzes: 18 Glossary: 1

Write SMART Unit Three

Pages: 10 Files: 37 Quizzes: 28 Glossary: 1

Write SMART Unit Four

Pages: 10 Files: 67 Quizzes: 56 Glossary: 1

Write SMART Unit Five

Pages: 6 Files: 32 Quizzes: 25 Glossary: 1

Creating a Class- Cont'd

Under Administration:

- Click “Users”
- Click “Groups”
- Click “Create Group”

Never, ever delete a group. You'll be deleting all of the students' work!

EVEN IF YOU HAVE ONLY ONE STUDENT WHO NEVER DID ANY WORK
ENROLLED IN THIS GROUP, DO NOT DELETE!

Naming Your Group

There is a specific formula for naming your group NYSED wants teachers to use for auditing purposes.

Agency	Teacher Name	Fiscal Year	Season	Section
O/N BOCES	Rachael Rossi	FY2018	Spring	PM

Enrollment Key

Create your own Enrollment Key that you will give to students who want to register in your specific class

Unmask as you type!

Enrollment key security is the same as password security. That is, it must contain:

- 1 capital letter
- 1 lowercase letter
- 1 number
- 1 non-alphanumeric character

You must enroll yourself in your class- VERY IMPORTANT FOR GRADING!

Add or Remove Users

Ideally, a student would create an account for himself/herself and use the enrollment key you handed him or her to be assigned to your group.

However, you *may* manually add or remove users, if needed.

Reports

Logs

- A (kind of cumbersome) way to tell how long a student worked on the system

Live logs

- Who is working right now

Activity Report

Course Participation

- Message to students

Your Turn!

PRACTICE SETTING UP A CLASS BY NAVIGATING TO “GROUPS”
UNDER “ADMINISTRATION”

What's Next?

MATH SMART DEMO



Reminders & Contacts

Math SMART is coming soon

Your SMART certifications are good for 3 years, so you will be able to begin using Math SMART right away when it is released

Stephanie Bevacqua

- sbevacqua@onboces.org

Rachael J. Rossi, Ph.D.

- rrossi@onboces.org