

Welcome
to
SMART


**Skills to
Make
Adults
Ready
To Succeed**

Before We Begin...

- If you have a problem with the program, please let us know.
- All SMART users must have an e-mail address, and it must be unique.
- SMART recommends students register themselves.
- Only one e-mail address can be assigned to each person whether a teacher or student.

Before We Begin...

- Write SMART is designed to be multi-media.



Before We Begin...

- The SMART program was developed on the Moodle platform utilizing the browser Firefox, thus the suggested browser. SMART also works with Chrome, Explorer and safari. This can also be used on smartphones.
- As a Write SMART teacher, it is important to experience the SMART program as a student in order to better assist and guide your students.
- To use the SMART website, cookies must be enabled on your computer.
- PLEASE do not delete or “un-enroll” any groups or students. All student information must remain on the site, even if they have done just one or two lessons.
- For any auditing purposes, it is important that all information is kept for seven years.


Before We Begin...

- Write SMART was created to be used sequentially. Unlike other courses in which a student can just do certain lessons, Write SMART is designed for the student to complete each unit in order. Each lesson builds upon the lesson before, and each unit builds on the previous one.
- Write SMART is for the student who has TABE tested at a reading grade level equivalent 4 and above.

-Before We Begin...

- Math SMART is for students who have TABE tested at math grade level equivalent level 4-6.
- This can be used as
 - a sequential Math program or
 - to remediate missing math skills.

SMART



SMART & Online Learning

Advantages For the Student:

- Learner centered
- Affordable - course is free
- Access to education for students in the classroom or with distance learning
- Flexibility of working from home
 - Eliminates need for childcare
 - No commuting
 - Learn while working
 - Complete assignments whenever & wherever there is an Internet connection
- Work on program when traveling
- Interactive
- Students can ask questions via email

SMART Online Learning

For the Student:

- SMART is available 24/7
- Moodle platform provides course management features such as: calendar of events, news forum, discussion groups, and e-mail
- SMART online learning is –
 - Motivational
 - Customized
 - Provides Immediate feedback

SMART Online Learning

For the Teacher:

- Instructional flexibility
- Monitor and respond to students whether home or traveling as long as Internet is available
- Customize assignments to students' individual needs
- Post announcements and important information to the news forum.

Goals for SMART

- To provide the ABE student with the skills and competencies necessary to show success on tests and in the classroom
- To provide students with the skills and knowledge to help ensure success in future educational endeavors.
- SMART provides students with the use of the internet and Write SMART uses word processing features.

Write SMART

- SMART is very user friendly.
- Write SMART materials have:
 - Conversations that teach
 - Lessons that teach by example
 - Lessons that are sequential
 - Lessons that encourage and challenge the learner
 - Customized lessons and exercises
 - Lessons that include academics and skills aligned to NYS standards
 - Charts and Pictures

Math SMART

- Math SMART materials have:
 - Lessons that are sequential
 - Quizzes with an available answer key
 - Ability to redo the quiz
 - Instructional characters that guide students through the learning process.

SMART LESSON FORMAT

- Purpose of Lesson
- Skills
- Words to Learn
- Directions
- Lesson
- Quizzes
- Unit Resources

SMART

How to Enroll in SMART

SMART

e-literacy.org

SMART Enrollment

Moodle

[Home](#) ► [Log in to the site](#)

Log in

Username

Password

☐ Remember username

[Forgotten your username or password?](#)

Cookies must be enabled in your browser [?](#)

Is this your first time here?

Hi! For full access to courses you'll need to take a minute to create a new account for yourself on this web site. Each of the individual courses may also have a one-time "enrollment key", which you won't need until later. Here are the steps:

1. Fill out the [New Account](#) form with your details.
2. An email will be immediately sent to your email address.
3. Read your email, and click on the web link it contains.
4. Your account will be confirmed and you will be logged in.
5. Now, select the course you want to participate in.
6. If you are prompted for an "enrollment key" - use the one that your teacher has given you. This will "enroll" you in the course.
7. You can now access the full course. From now on you will only need to enter your personal username and password (in the form on this page) to log in and access any course you have enrolled in.

Developed by New York State Education Department (NYSED) © 2014 All Rights Reserved

You are not logged in.

[Home](#)

SMART Enrollment

Is this your first time here?

Hi! For full access to courses you'll need to take a minute to create a new account for yourself on this web site. Each of the individual courses may also have a one-time "enrollment key", which you won't need until later. Here are the steps:

1. Fill out the [New Account](#) form with your details.
2. An email will be immediately sent to your email address.
3. Read your email, and click on the web link it contains.
4. Your account will be confirmed and you will be logged in.
5. Now, select the course you want to participate in.
6. If you are prompted for an "enrollment key" - use the one that your teacher has given you. This will "enroll" you in the course.
7. You can now access the full course. From now on you will only need to enter your personal username and password (in the form on this page) to log in and access any course you have enrolled in.

Create new account

Create new account

SMART Enrollment

Moodle

[Home](#) ► [Log in](#) ► [New account](#)

▼ Choose your username and password

Username*

The password must have at least 8 characters, at least 1 digit(s), at least 1 lower case letter(s), at least 1 upper case letter(s), at least 1 non-alphanumeric character(s)

Password* ☐ Unmask

▼ More details

Email address*

Email (again)*

First name*

Surname*

City/town

Country

[Create my new account](#)

[Cancel](#)

There are required fields in this form marked *.

SMART

Username:

First Initial and Last Name

John Doe= jdoe

SMART Enrollment

Username

- First initial+ last name
- No spaces
- All lowercase

John Smith= jsmith

James Smith=jsmith2

James Smith=jasmith

SMART Enrollment

Password*	School@123	<input checked="" type="checkbox"/> Unmask
-----------	------------	--

Passwords:

- At least 8 characters.
- Use at least:
 - One capital letter
 - One lowercase letter
 - One number
 - One non- alphanumeric character (e.g., @\$%&)
- Unmask the password

SMART Enrollment

Email address*

mary.untermyer@gmail.com

Email (again)*

mary.untermyer@gmail.com

SMART Enrollment

SMART(Skills to Make Adults Ready to Succeed)

[Home](#) ► [Log in](#) ► [New account](#)

New account

Choose your username and password

Username*

The password must have at least 8 characters, at least 1 digit(s), at least 1 lower

Password* ☒ Unmask

More details

Email address*

Email (again)*

First name*

Surname*

City/town

Country

SMART Enrollment E-mail

SMART(Skills to Make Adults Ready to Succeed): account confirmation

Inbox x



Moodle Support Team <noreply@e-literacyny.org>

to me ▾

Hi Mary Moodle,

A new account has been requested at 'SMART(Skills to Make Adults Ready to Succeed)' using your email address.

To confirm your new account, please go to this web address:

<http://e-literacyny.org/login/confirm.php?data=GUWpAEpM2pjQuyH/marymoodle2016>

In most mail programs, this should appear as a blue link which you can just click on. If that doesn't work, then cut and paste the address into the address line at the top of your web browser window.

If you need help, please contact the site administrator,

Moodle Support Team
moodle@e-literacyny.org

SMART Enrollment


The screenshot shows a web browser window with the address bar displaying "e-literacyny.org". The browser's address bar and tabs are visible at the top. The page header includes the text "New York State Education Department" and a user profile for "Mary Moodle".

The main content area is titled "Mary Moodle" and features a "Dashboard" button. Below this, there are several sections:

- NAVIGATION**: A sidebar menu with links to "Site home", "Site pages", and "Courses".
- COURSE OVERVIEW**: A section stating "No course information to show."
- PRIVATE FILES**: A section stating "No files available" with a link to "Manage private files..."
- ONLINE USERS**: A section showing "(last 5 minutes)" and a user profile for "Mary Moodle".
- LATEST BADGES**: A section stating "Badges are not enabled on this site."
- CALENDAR**: A calendar for September 2016, showing dates from 1 to 30.
- UPCOMING EVENTS**: A section stating "There are no upcoming events" with links to "Go to calendar..." and "New event..."

A "Customise this page" button is located in the top right corner of the dashboard area. At the bottom left, there is a "Subscriptions" button and a message: "Click 'Subscriptions' to select the social network, app, and website feeds you want to appear here."

SMART Course Enrollment



Mary Moodle

Dashboard

NAVIGATION

- Dashboard
- Site home
- Site pages
- Courses
 - Welcome to SMART
 - Academic SMART
 - Write SMART
 - Resources

COURSE OVERVIEW

No course information to show.

SMART Course Enrollment

The screenshot displays the 'Write SMART' course page within the New York State Education Department's system. The breadcrumb trail at the top indicates the path: Dashboard > Courses > Academic SMART > Write SMART. On the left, a 'NAVIGATION' sidebar lists the site home, site pages, and the current course structure, which includes participants, an introduction, five units, and resources. Below this is an 'ADMINISTRATION' section with a link to enroll in the course. The main content area on the right features a 'Write SMART Introduction' section with two document icons, followed by a vertical stack of buttons for 'Write SMART Unit One' through 'Write SMART Unit Five', and finally 'Write SMART Resources'.

New York State Education Department

Dashboard > Courses > Academic SMART > Write SMART

NAVIGATION

- Dashboard
- Site home
- Site pages
- Current course
 - Write SMART**
 - Participants
 - Write SMART Introduction
 - Write SMART Unit One
 - Write SMART Unit Two
 - Write SMART Unit Three
 - Write SMART Unit Four
 - Write SMART Unit Five
 - Write SMART Resources
- Courses

ADMINISTRATION

- Course administration
 - Enrol me in this course

Write SMART Introduction

- Write SMART Introduction
- Write SMART Introduction

Write SMART Unit One

Write SMART Unit Two

Write SMART Unit Three

Write SMART Unit Four

Write SMART Unit Five

Write SMART Resources

SMART Course Enrollment

ADMINISTRATION

▼ Course administration

 [Enrol me in this course](#)

SMART Course Enrollment

New York State Education Department

Mary Moodle

Write SMART

Dashboard > Courses > Academic SMART > Write SMART > Enrol me in this course > Enrolment options

NAVIGATION

Dashboard


- Site home
- Site pages

Current course


- Write SMART**
 - Participants
 - Write SMART Introduction
 - Write SMART Unit One
 - Write SMART Unit Two
 - Write SMART Unit Three
 - Write SMART Unit Four
 - Write SMART Unit Five
 - Write SMART Resources
- Courses

ADMINISTRATION

Course administration

-  [Enrol me in this course](#)

Enrolment options

 **Write SMART**


Self enrolment (Student)

Enrolment key ☒ Unmask


Enrol me

You are logged in as [Mary Moodle](#) (Log out)
[Write SMART](#)

SMART Course Enrollment



Enrolment options

 **Write SMART**

▼ Self enrolment (Student)

Enrolment key

☒ Unmask

Enrol me

SMART Course Enrollment

Enrolment options

 **Write SMART**

▼ Self enrolment (Student)

Enrolment key

@Vive2016summeram

☒ Unmask

Enrol me

SMART Course Enrollment

New York State Education Department

Mary Moodle

Write SMART

Dashboard ▸ Academic SMART ▸ Write SMART

NAVIGATION

Dashboard

- Site home
- Site pages
- Current course
 - Write SMART**
 - Participants
 - Write SMART Introduction
 - Write SMART Unit One
 - Write SMART Unit Two
 - Write SMART Unit Three
 - Write SMART Unit Four
 - Write SMART Unit Five
 - Write SMART Resources
- My courses

ADMINISTRATION

Course administration

- Unenrol me from Write SMART
- Grades

Write SMART Introduction

Write SMART Introduction

Write SMART Introduction

Write SMART Unit One

Pages: 9 Files: 28 Quizzes: 19 Glossary: 1

Write SMART Unit Two

Pages: 6 Files: 25 Quizzes: 18 Glossary: 1

Write SMART Unit Three

Pages: 10 Files: 36 Quizzes: 28 Glossary: 1

Write SMART Unit Four

Pages: 10 Files: 66 Quizzes: 56 Glossary: 1

Write SMART Unit Five

Pages: 6 Files: 32 Quizzes: 25 Glossary: 1

Write SMART Resources

SMART Log in

Log in

Username

Password

☐ Remember username

[Forgotten your username or password?](#)

Cookies must be enabled in your browser [?](#)

Some courses may allow guest access

[Forgotten your username or password?](#)

Write SMART

New York State Education Department

Mary Moodle

Write SMART

Dashboard Academic SMART Write SMART

NAVIGATION

Dashboard

Site home

Site pages

- Tags
- Calendar

Current course

- Write SMART**
 - Participants
 - Write SMART Introduction
 - Write SMART Unit One
 - Write SMART Unit Two
 - Write SMART Unit Three
 - Write SMART Unit Four
 - Write SMART Unit Five
 - Write SMART Resources
- My courses

ADMINISTRATION

Course administration

Unenrol me from Write SMART

Grades

Write SMART Introduction

Write SMART Introduction

Write SMART Introduction

Write SMART Unit One

Pages: 9 Files: 28 Quizzes: 19 Glossary: 1

Write SMART Unit Two

Pages: 6 Files: 25 Quizzes: 18 Glossary: 1

Write SMART Unit Three

Pages: 10 Files: 36 Quizzes: 28 Glossary: 1

Write SMART Unit Four

Pages: 10 Files: 66 Quizzes: 56 Glossary: 1

Write SMART Unit Five

Pages: 6 Files: 32 Quizzes: 25 Glossary: 1

Write SMART Resources

Pages: 7 Files: 7 Glossary: 1

You are logged in as Mary Moodle (Log out)

SMART Log in

Search by username

Username

Search by email address

Email address

Search by username

Username

Search by email address

Email address

Dashboard

New York State Education Department

Steve Ryan

Steve Ryan

Dashboard

NAVIGATION

Dashboard

- Site home
- Site pages
- My courses
 - Write SMART

COURSE OVERVIEW

Write SMART

Customise this page

PRIVATE FILES

No files available

Manage private files...

ONLINE USERS

(last 5 minutes)

Steve Ryan

LATEST BADGES

Badges are not enabled on this site.

CALENDAR

September 2016

Mon	Tue	Wed	Thu	Fri	Sat	Sun
			1	2	3	4
5	6	7	8	9	10	11
12	13	14	15	16	17	18
19	20	21	22	23	24	25
26	27	28	29	30		

UPCOMING EVENTS

There are no upcoming events

Go to calendar...

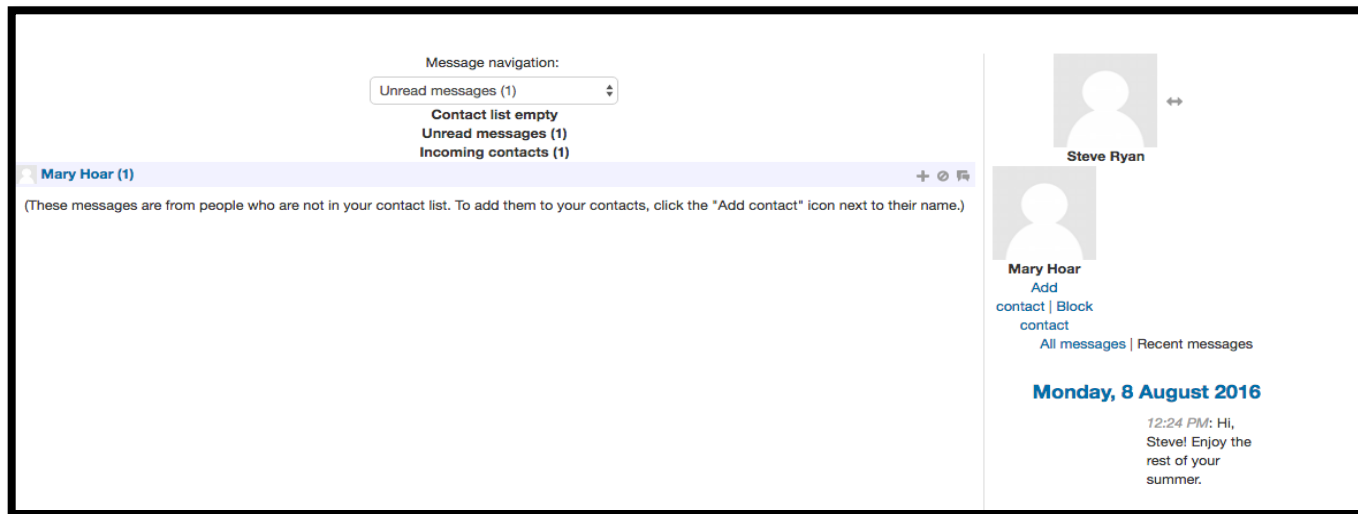
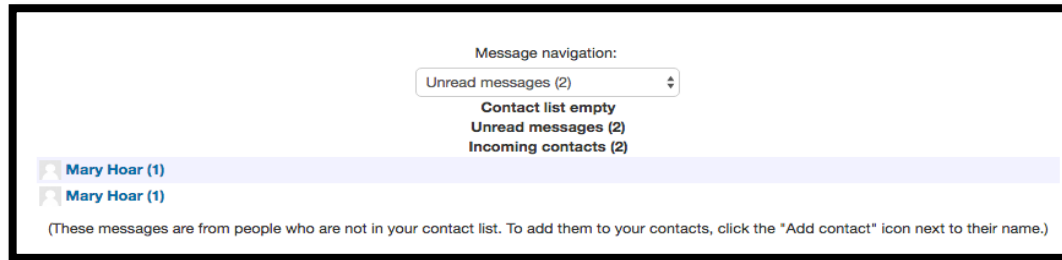

New event...

New messages (2)

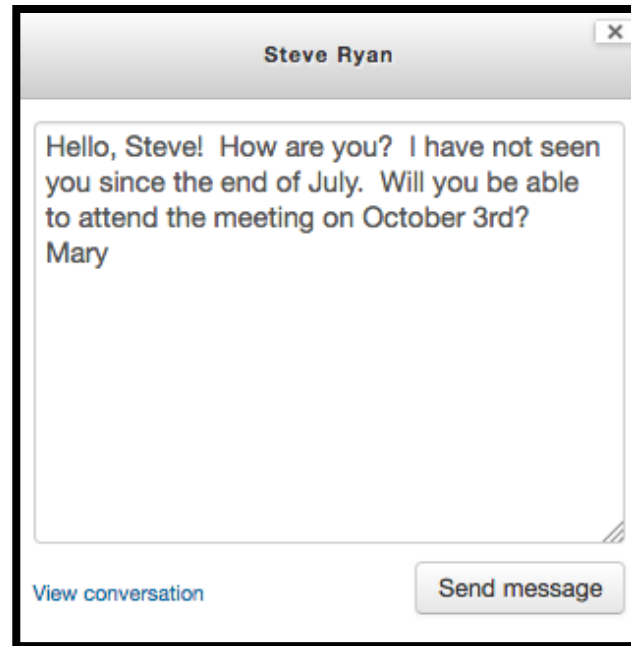
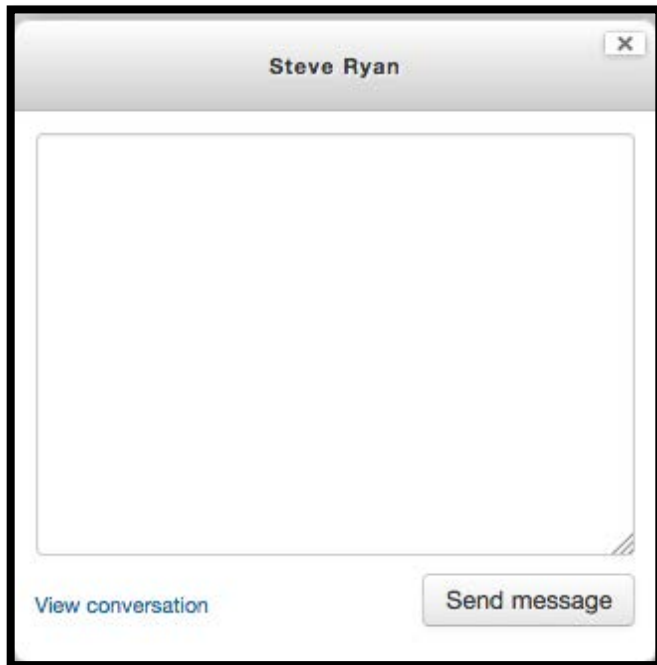
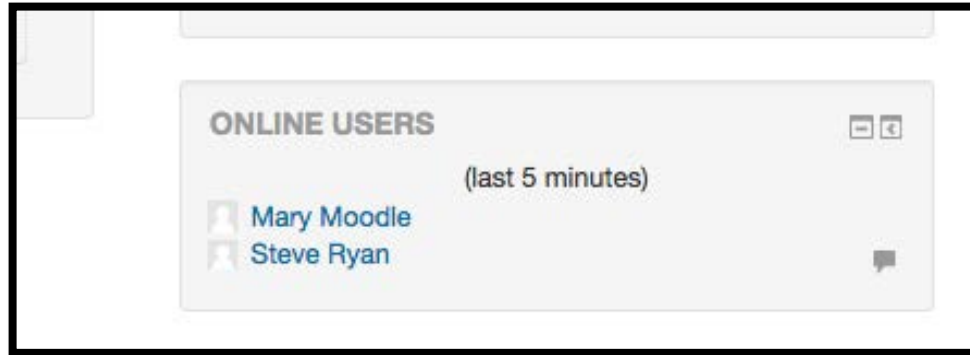
Go to messages

Ignore

Dashboard: Messages




Dashboard: Messages



Dashboard

New York State Education Department

Steve Ryan



Steve Ryan

Dashboard

NAVIGATION

Dashboard

- Site home
- Site pages
- My courses
 - Write SMART

COURSE OVERVIEW

Write SMART

Customise this page

PRIVATE FILES

No files available

Manage private files...

ONLINE USERS

(last 5 minutes)

Steve Ryan

LATEST BADGES

Badges are not enabled on this site.

CALENDAR

September 2016

Mon	Tue	Wed	Thu	Fri	Sat	Sun
			1	2	3	4
5	6	7	8	9	10	11
12	13	14	15	16	17	18
19	20	21	22	23	24	25
26	27	28	29	30		

UPCOMING EVENTS

There are no upcoming events

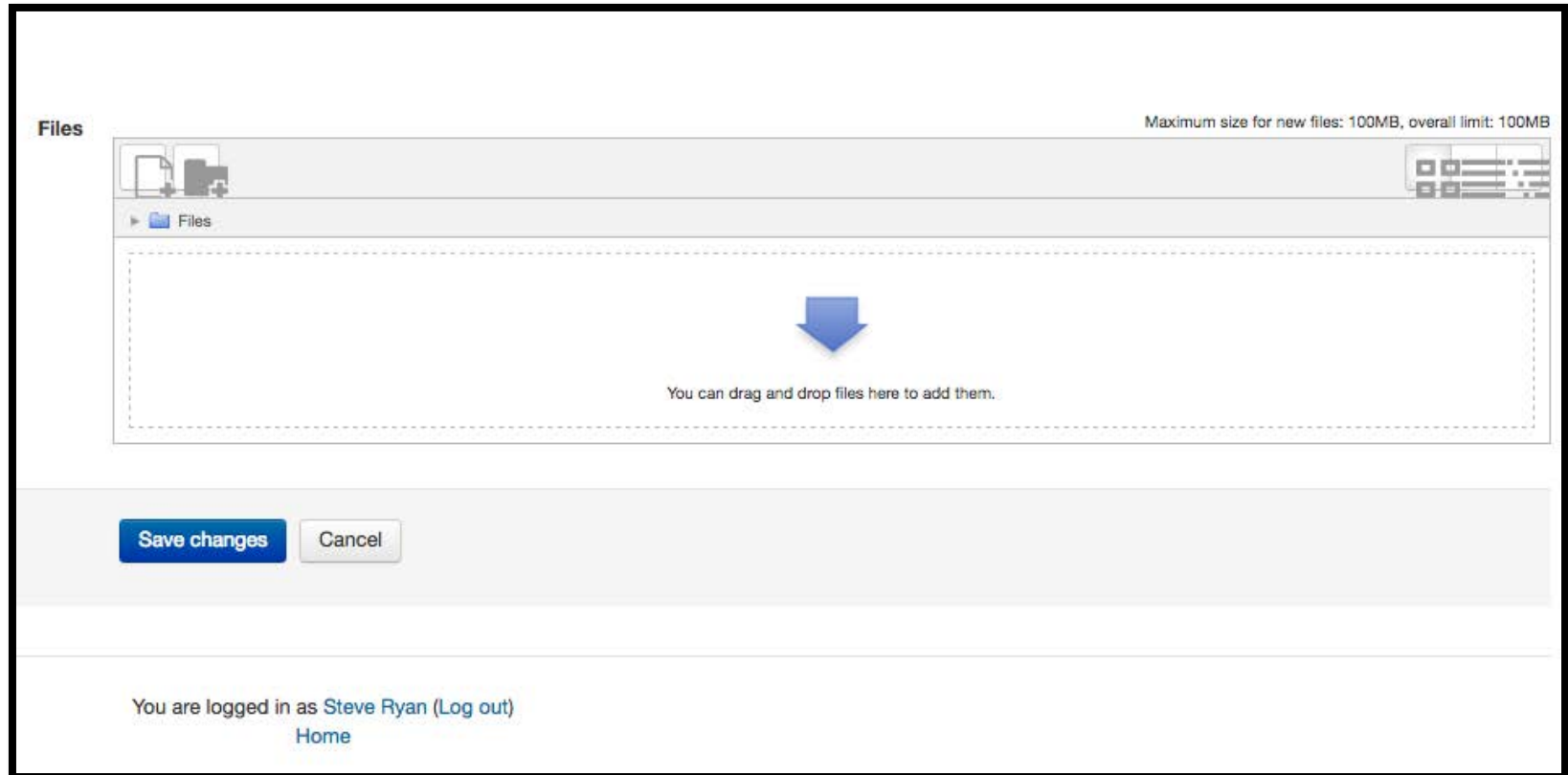
Go to calendar...

New event...

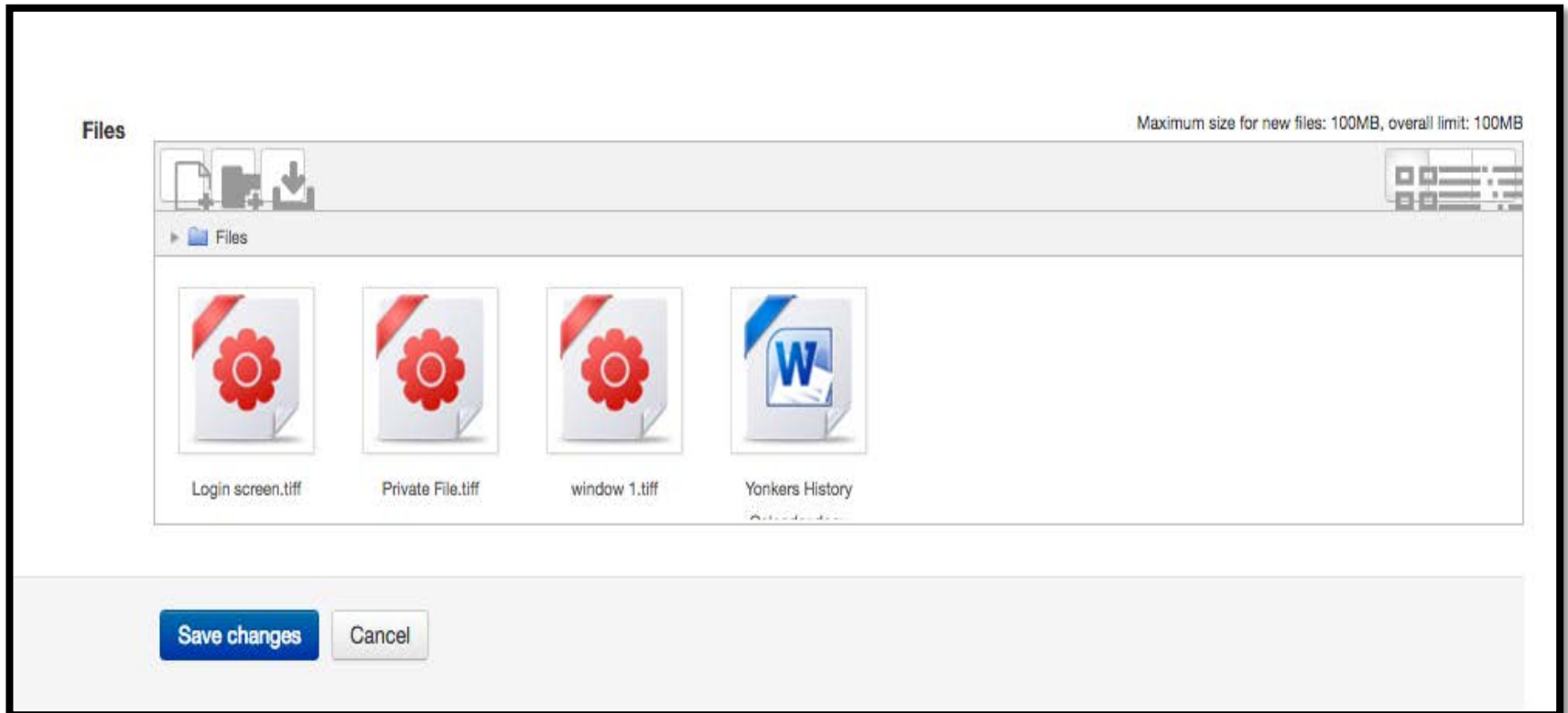
New messages (2)

Go to messages Ignore

Dashboard




Dashboard



Dashboard

New York State Education Department

Steve Ryan

**Steve Ryan**

Dashboard

NAVIGATION

Dashboard

» Site home

» Site pages

» My courses

» Write SMART

COURSE OVERVIEW

Write SMART

Customise this page

PRIVATE FILES

Login screen.tiff

Private File.tiff

window 1.tiff

Yonkers History Calendar.docx

Manage private files...

ONLINE USERS

(last 5 minutes)

Steve Ryan

LATEST BADGES

Badges are not enabled on this site.

CALENDAR

September 2016

Mon	Tue	Wed	Thu	Fri	Sat	Sun
			1	2	3	4
5	6	7	8	9	10	11
12	13	14	15	16	17	18
19	20	21	22	23	24	25
26	27	28	29	30		

UPCOMING EVENTS

Fall Fair and High School Victory Dance

Friday, 30 September, 7:30 PM

Go to calendar...

New event...

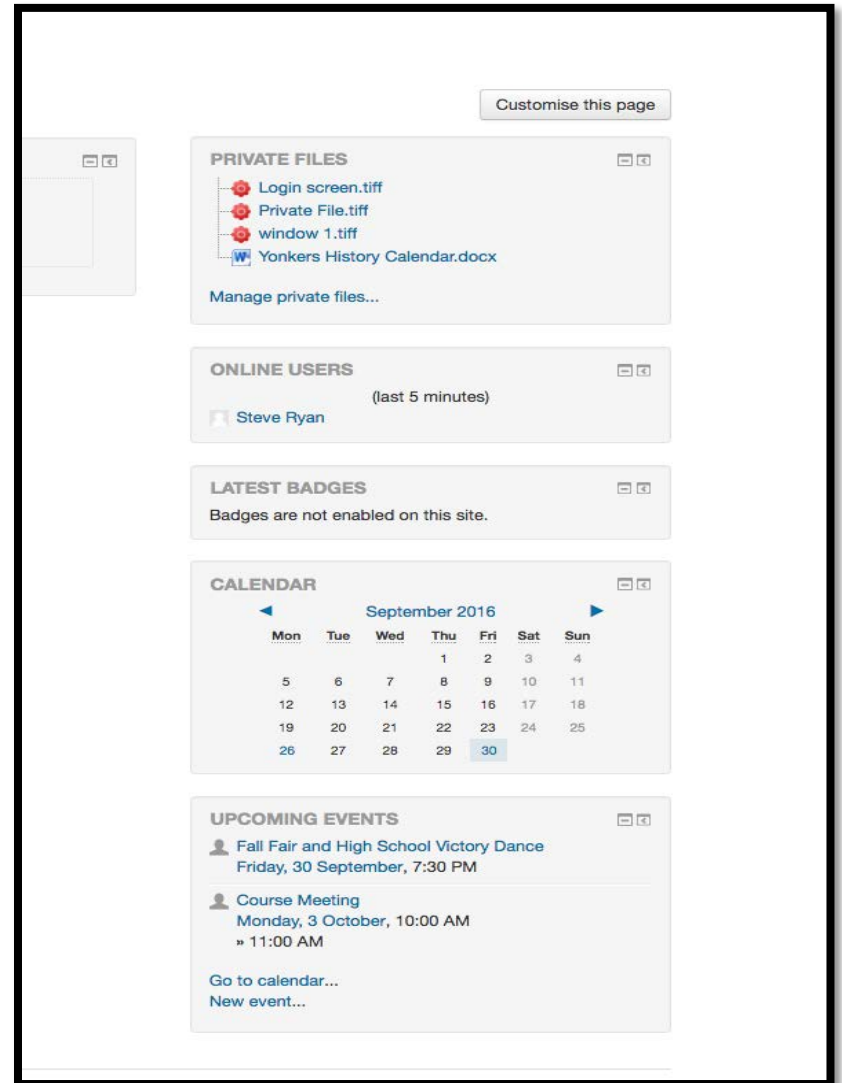
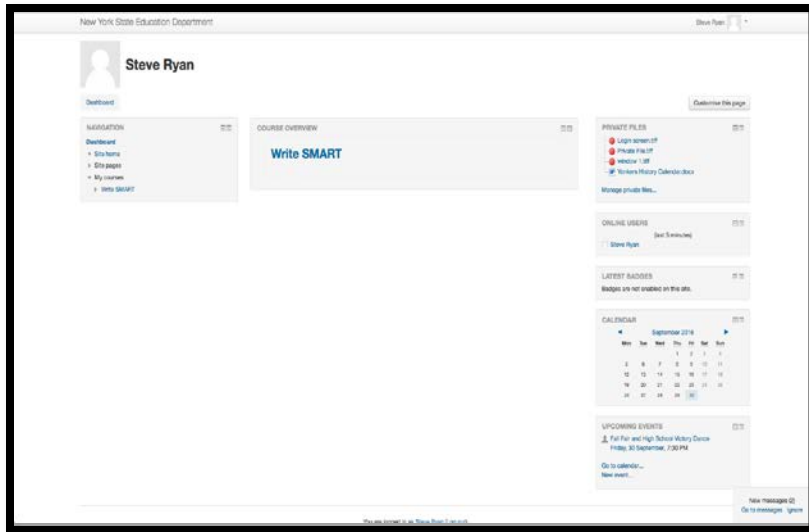
You are logged in as Steve Ryan (log out)

New messages (2)

Go to messages

Ignore

Dashboard



Dashboard

CALENDAR

September 2016

Mon	Tue	Wed	Thu	Fri	Sat	Sun
			1	2	3	4
5	6	7	8	9	10	11
12	13	14	15	16	17	18
19	20	21	22	23	24	25
26	27	28	29	30		

UPCOMING EVENTS

Fall Fair and High School Victory Dance
Friday, 30 September, 7:30 PM

Course Meeting
Monday, 3 October, 10:00 AM
» 11:00 AM

[Go to calendar...](#)

[New event...](#)

New York State Education Department

AUGUST 2016

Mon	Tue	Wed	Thu	Fri	Sat	Sun
1	2	3	4	5	6	7
8	9	10	11	12	13	14
15	16	17	18	19	20	21
22	23	24	25	26	27	28
29	30	31				

SEPTEMBER 2016

Mon	Tue	Wed	Thu	Fri	Sat	Sun
			1	2	3	4
5	6	7	8	9	10	11
12	13	14	15	16	17	18
19	20	21	22	23	24	25
26	27	28	29	30		

OCTOBER 2016

Mon	Tue	Wed	Thu	Fri	Sat	Sun
					1	2
3	4	5	6	7	8	9
10	11	12	13	14	15	16
17	18	19	20	21	22	23
24	25	26	27	28	29	30
31						

NAVIGATION

[Dashboard](#)

[Site home](#)

[Site pages](#)

[My courses](#)

General

Type of event*

Event title*

Description

A

B

I

All in our town will meet to march on this holiday!

Date*

Duration

☐ Without duration

☒ Until


☐ Duration in minutes

[Repeated events](#)

[Save changes](#)

Dashboard

New York State Education DepartmentYou are logged in as Mary Goldman

**Mary Goldman**

DashboardCustomise this page

NAVIGATION

Dashboard

- Site home
- Site pages
- Courses

COURSE OVERVIEW

No course information to show.


PRIVATE FILES

No files available

[Manage private files...](#)

ONLINE USERS

(last 5 minutes)

 [Mary Moodle](#)

LATEST BADGES

Badges are not enabled on this site.

CALENDAR

September 2016

Mon	Tue	Wed	Thu	Fri	Sat	Sun
			1	2	3	4
5	6	7	8	9	10	11
12	13	14	15	16	17	18
19	20	21	22	23	24	25
26	27	28	29	30		

UPCOMING EVENTS

There are no upcoming events

[Go to calendar...](#)

[New event...](#)

Dashboard

New York State Education Department

Mary Hoar
You are logged in as Mary Goldman

SMART(Skills to Make Adults Ready to Succeed)

NAVIGATION

Dashboard

- Site home
- Site pages
- Courses

Available courses

Welcome to SMART

Write SMART

Student Resources

CALENDAR

September 2016


Mon	Tue	Wed	Thu	Fri	Sat	Sun
			1	2	3	4
5	6	7	8	9	10	11
12	13	14	15	16	17	18
19	20	21	22	23	24	25
26	27	28	29	30		

[Mary Hoar] You are logged in as Mary Goldman (Log out)

moodle

Dashboard

New York State Education DepartmentYou are logged in as Mary Goldman

**Mary Goldman**

DashboardCustomise this page

NAVIGATION

Dashboard

- Site home
- Site pages
- Courses

COURSE OVERVIEW

No course information to show.


PRIVATE FILES

No files available

[Manage private files...](#)

ONLINE USERS

(last 5 minutes)

 [Mary Moodle](#)

LATEST BADGES

Badges are not enabled on this site.

CALENDAR

September 2016

Mon	Tue	Wed	Thu	Fri	Sat	Sun
			1	2	3	4
5	6	7	8	9	10	11
12	13	14	15	16	17	18
19	20	21	22	23	24	25
26	27	28	29	30		

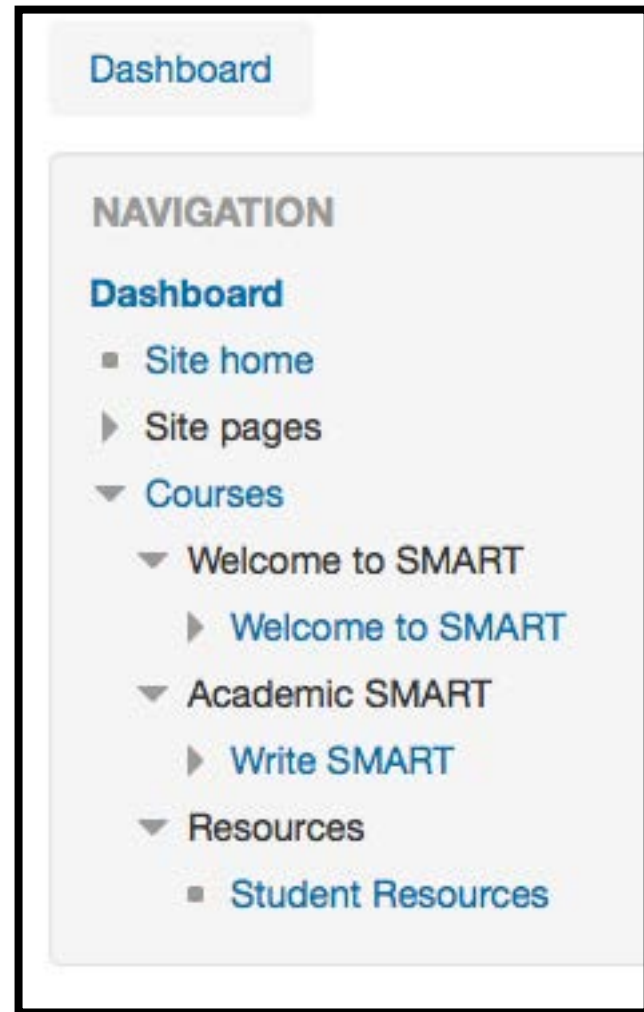
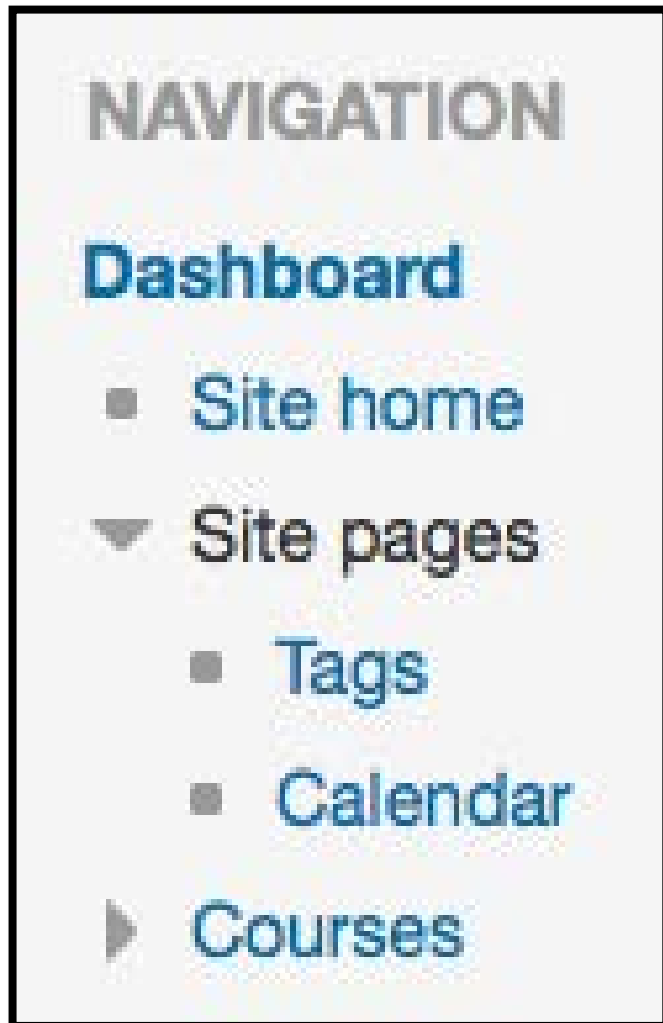
UPCOMING EVENTS

There are no upcoming events

[Go to calendar...](#)

[New event...](#)

Dashboard




Breadcrumbs

Write SMART

[Dashboard](#) ▶ [Academic SMART](#) ▶ [Write SMART](#) ▶ [Write SMART Resources](#)

My Courses



Steve Ryan

Dashboard

NAVIGATION

Dashboard

- Site home
- Site pages
- ▼ My courses
 - Write SMART

New York State Education DepartmentSteve Ryan

Write SMART

[Dashboard](#) > [Academic SMART](#) > [Write SMART](#)

ADMINISTRATION

- ▼ Course administration
 - Unenroll me from Write SMART
 - Grades

Write SMART Introduction

- Write SMART Introduction
- Write SMART Introduction

Write SMART Unit One

Pages: 9 Files: 28 Quizzes: 19 Glossary: 1

Write SMART Unit Two

Pages: 6 Files: 25 Quizzes: 18 Glossary: 1

Write SMART Unit Three

Pages: 10 Files: 35 Quizzes: 28 Glossary: 1

Write SMART Unit Four

Pages: 10 Files: 55 Quizzes: 56 Glossary: 1

Write SMART Unit Five

Pages: 6 Files: 37 Quizzes: 25 Glossary: 1

Write SMART Resources

Pages: 7 Files: 7 Glossary: 1

You are logged in as Steve Ryan (Log out)
Home

Welcome to SMART

Welcome to SMART

[Dashboard](#) ► [Welcome to SMART](#)

NAVIGATION



Dashboard

- [Site home](#)
- [Site pages](#)
- ▼ [Current course](#)
 - ▼ [Welcome to SMART](#)
 - [Participants](#)
- [Courses](#)

Welcome to SMART(Skills to Make Adults Ready to Succeed)

welcome to
SMART

This program offers four components which includes: *Write SMART, Math SMART, Read SMART* and *SMART Life Skills*.

Each course is independent. You and your teacher can decide if you will be taking one course or several courses.

[Back to SMART Home Page](#)

[Mary Hoar] You are logged in as [Mary Goldman](#) ([Log out](#))
Welcome to SMART

Write SMART Resources

Write SMART Introduction

-  Write SMART Introduction
-  Write SMART Introduction

Write SMART Unit One

Write SMART Unit Two

Write SMART Unit Three

Write SMART Unit Four
















Write SMART Unit Five

Write SMART Resources

Write SMART Introduction

-  Write SMART Introduction
-  Write SMART Introduction

◀ Write SMART Unit Five

-  The ABC's of Prewriting (Lesson 8)
-  The ABC's of Prewriting (Lesson 8) (pdf)
-  Super Tips for Writing (Lesson 13)
-  Super Tips for Writing (Lesson 13) (pdf)
-  Writer's Checklist (Lesson 15)
-  Writer's Checklist (Lesson 15) (pdf)
-  Revision Checklist (Lesson 17)
-  Revision Checklist (Lesson 17) (pdf)
-  Editing Checklist (Lesson 18)
-  Editing Checklist (Lesson 18) (pdf)
-  Essay Scoring Rubric (Lesson 32)
-  Essay Scoring Rubric (Lesson 32) (pdf)
-  Grammar and Editing Tips and Resources
-  Grammar and Editing Tips and Resources(pdf)
-  Master Glossary - Unit 1-5

Write SMART



Lesson 1: Quiz 1



Lesson 1: Quiz 2 - An Invitation to Write - Free Write



Lesson 1: Quiz 2



Lesson 1: Quiz 3 - An Invitation to Write - Just Write!



Lesson 1: Quiz 3



Lesson 1: Quiz 4 - An Invitation to Write - An Early Memory



Lesson 1: Quiz 4



Lesson 1: Quiz 5 - An Invitation to Write - A Special Memory



Write SMART



Write SMART Introduction

[Click to view a printable PDF file of the Introduction](#)

Write SMART (Skills to Make Adults Ready to Succeed), has been designed to reach out to a diverse population with various needs and goals. It is customized, thus enabling the instructor to teach and challenge the students at their functioning levels. All work will be assigned by the teacher. Some assignments will be graded by the computer and some will be evaluated by the teacher. Throughout the SMART writing program the SMARTY instructor will be introducing you to characters and writing "tips".

Note: When working on the program be aware of the ability to change the size of the print.

How to Increase or Decrease font size:

Browser	Symbol	+/- Font
Internet Explorer		Click on the symbol (right top corner). Look for zoom option or % number. Click on plus or minus sign.
Mozilla Firefox and Chrome		Click on the symbol (right top corner). Look for zoom option or % number. Click on plus or minus sign.



Smarty (Instructor)

These are the people you will meet and read about throughout the Write SMART curriculum. You will learn with them as they go through their writing lessons. Have fun as you learn with the Mack family and friends.



Eva Mack (Mother)



Joe Mack (Father)



Dora Mack (Daughter)



Bella Mack (Daughter)



Write SMART



These are the people you will meet and read about throughout the Write SMART curriculum. You will learn with them as they go through their writing lessons, career development and life management skills. Have fun as you learn with the Mack family and friends.

Smarty (instructor)

Write SMART



Eva Mack (Mother)



Joe Mack (Father)



Dora Mack (Daughter)



Bella Mack (Daughter)



Omar Mack (Son)



Salim Thomas (Neighbor)



Marta Thomas (Neighbor)



Dr. Tu (Doctor)



Lee (Friend)



Ms. Shine (Teacher)



Ms. Ortiz (Counselor)

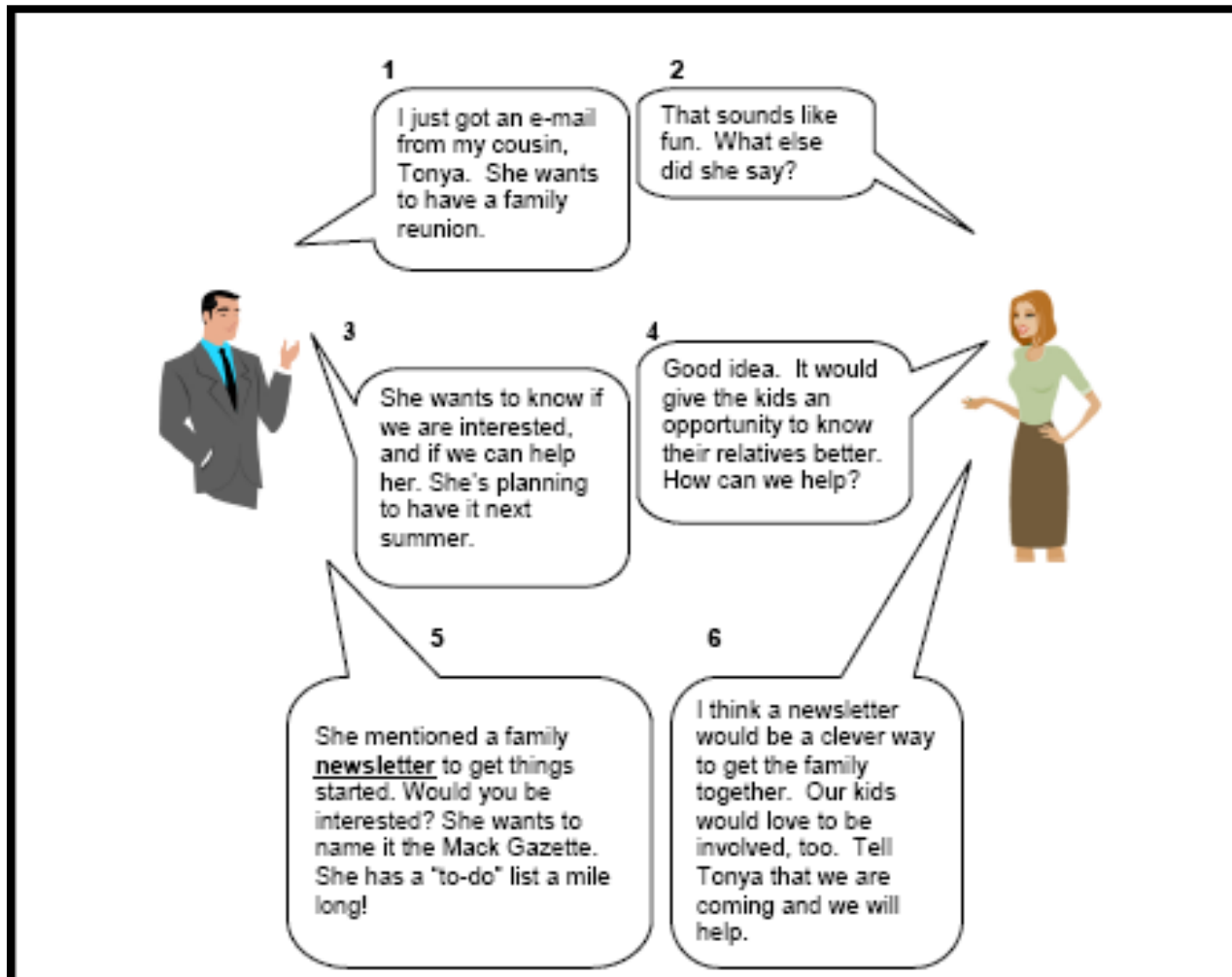


Selma (Friend)



Sinbad (Grandpa)

Write SMART



SMART LESSON FORMAT

- Purpose of Lesson
- Skills
- Words to Learn
- Directions
- Lesson
- Quizzes

SMART LESSON FORMAT

Purpose of Lesson Skills

Lesson 11: How to Group Similar Ideas

[Click to view printable PDF file of lesson](#)

Purpose of Lesson 11: More practice: Part C of The ABC's of Prewriting: "Organize your ideas and information"

Skills: Reading comprehension, vocabulary, and writing.

SMART LESSON FORMAT

Words to Learn

Words to Learn:

abbreviate - a short way of writing something: *Mon. is an abbreviation for Monday.*

debris - wreckage, the remains of something destroyed: *The car accident left a lot of debris in the street.*

essay - a formal, structured body of writing: *It is important to learn how to write an essay.*

journal - A written record of your thoughts or experiences: *Everyday, Marin writes in her journal about the special events of that day.*

SMART LESSON FORMAT

Directions

Directions: Read the conversation below and do the exercises that follow.



1

Good morning. I am very pleased with the way you are learning the writing process. Some of the class has asked for more practice on grouping.

2

Before we go on, tell me if I understand **Part C** of **The ABC's of Prewriting**. First, review the information gathered from **Part B** of **The ABC's of Prewriting**; second, look for a main idea for the essay; third, now arrange this information into smaller lists that group similar ideas together; fourth, look for a title or name for each group.



3

You're right on the money, Dora. That is exactly the way to proceed, step by step.

4

Glad to hear that, should we use the same lists that we did before?



SMART LESSON FORMAT

Directions



Yes, your class will use the exercises below to practice grouping and looking for a title. Before you start, let me give you some important reminders.

1. There can be more than one correct answer. Different students can group ideas differently and still be correct.
2. Grouping helps you write paragraphs. Later on, each group can become a paragraph.
3. If you need more guidance, look at [Lesson 10](#), and also ask your teacher.



Practice, practice, and more practice! Good Luck!

SMART LESSON FORMAT

Resources

The ABC's of Prewriting

Part A. Select your topic and decide on the reason for writing your essay

- How to get started: How can you choose a topic to write about?
 - Write down several **ideas** you would like to write about.
 - Think about **why** you want to write about these topics.
 - Think about **who** will read your work and **what** you want to tell them.
 - You can be assigned a topic by a teacher.

Part B. Research: Get information and develop your topic

- There are several ways to get information. You can use all of them or choose the ones that work best for you.
 - Make a list using "who," "what," "where," "when," "why" and "how" questions.
 - **Brain storm.**
 - Interview your friends and family.
 - Research by using the library and/or Internet.

Part C. Organize your ideas and information

- Decide your main idea: Review the information you gathered and ask yourself, "What is it mostly about?" *This question will help you discover the main idea of your essay.*
- Grouping
 - Make lists of similar information.
 - Make a **cluster drawing**.
 - Review the information in each list/cluster drawing and ask yourself, "What is this list/cluster drawing mostly about?" *This will help you find the main idea of that group.*
 - Use the main idea of each list/cluster drawing to help you title/name that group.

SMART LESSON FORMAT

Quizzes



Yes, your class will use the exercises below to practice grouping and looking for a title. Before you start, let me give you some important reminders.

1. There can be more than one correct answer. Different students can group ideas differently and still be correct.
2. Grouping helps you write paragraphs. Later on, each group can become a paragraph.
3. If you need more guidance, look at [Lesson 10](#), and also ask your teacher.

Quiz 1 - Topic

Quiz 2 - Topic

Quiz 3 - Topic

SMART LESSON FORMAT

Quizzes

QUIZ NAVIGATION

1

1

2

3

4

5

6

Finish attempt ...

Information

Flag question

Directions: Read and enjoy the two stanzas from the poem, *where I'm from*, and answer the questions below. Feel free to write your own interpretation on the lines provided.

where I'm from

by George Ella Lyon

(stanza 3)

I'm from Artemus and Billie's Branch,
fried corn and strong coffee.
From the finger my grandfather lost
to the **auger**,
the eye my father shut to keep his sight.

(stanza 4)

Under my bed was a dress box
spilling old pictures,
a **sift** of lost faces
to drift beneath my dreams.
I am from those moments--
snapped before I budded--
leaf-fall from the family tree.

Question 1

Not yet answered

Marked out of 1.00

Flag question

1. Choose a word you would use instead of Branch. I am from Artemus and Billie's Branch

Select one:

☐ a. nest

☐ b. village

☒ c. family

☐ d. roots

Question 2

Not yet answered

Marked out of 1.00

Flag question

The author's grandfather probably lost his finger in a(n)

Select one:

☒ a. accident

☐ b. fight

☐ c. war

☐ d. melee

Question 3

Not yet answered

Marked out of 1.00

Flag question

What does, "the eye my father shut to keep his sight," mean?

Select one:

☐ a. he lost his eyesight

☒ b. he looked the other way

☐ c. he covered his eye

☐ d. he fell asleep

SMART LESSON FORMAT

Quizzes

Question 4

Answer saved

Marked out of 1.00

🚩 Flag question

What was in the box?

Select one:

- ☐ a. old decorations
- ☐ b. old clothes
- ☒ c. old pictures
- ☐ d. old toys

Question 5

Answer saved

Marked out of 1.00

🚩 Flag question

5. In your opinion, people were referred to as "lost faces" because

Select one:

- ☐ a. they have been forgotten
- ☐ b. they moved away
- ☐ c. they are all dead
- ☒ d. nobody knows who they are

Question 6

Answer saved

Marked out of 1.00

🚩 Flag question

6. "Moments snapped before I budded--" probably means before the writer

Select one:

- ☐ a. went to school
- ☐ b. had died
- ☒ c. was born
- ☐ d. became an adult

Next

SMART LESSON FORMAT

Quizzes

New York State Education Department

Write SMART

[Dashboard](#) ▶ [Academic SMART](#) ▶ [Write SMART](#) ▶ [Write SMART Unit One](#) ▶ [Lesson 1: Quiz 1 - An Invitation to Write](#) ▶ [Summary of attempt](#)

QUIZ NAVIGATION

[1](#) [1](#) [2](#) [3](#) [4](#) [5](#) [6](#)

[Finish attempt ...](#)

Lesson 1: Quiz 1 - An Invitation to Write

Summary of attempt

Question	Status
1	Answer saved
2	Answer saved
3	Answer saved
4	Answer saved
5	Answer saved
6	Answer saved

[Return to attempt](#)
[Submit all and finish](#)

Confirmation

Once you submit, you will no longer be able to change your answers for this attempt.

[Submit all and finish](#) [Cancel](#)

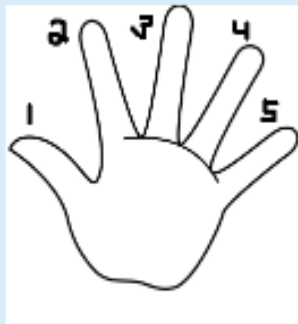
SMART LESSON FORMAT

Quizzes

Information

Flag
question

Directions: Identify the parts of an essay by looking at the "write" hand image. Write down the paragraph each finger represents.



Question 1

Not yet
answered

Marked out of
1.00

Flag
question

Each finger represents a part of an essay. Match each finger (which are already numbered) to the correct essay part.

Finger # 2

Finger # 1

Finger # 4

Finger # 5

Finger # 3

Next

SMART LESSON FORMAT

Quizzes

Write SMART

[Dashboard](#) ▶ [Academic SMART](#) ▶ [Write SMART](#) ▶ [Write SMART Unit Four](#) ▶ [Lesson 21: Quiz 1 - Identify Parts of an Essay](#) ▶ [Summary of attempt](#)

QUIZ NAVIGATION

1 1

[Finish attempt ...](#)

Lesson 21: Quiz 1 - Identify Parts of an Essay

Summary of attempt

Question	Status
1	Answer saved

[Return to attempt](#)

[Submit all and finish](#)

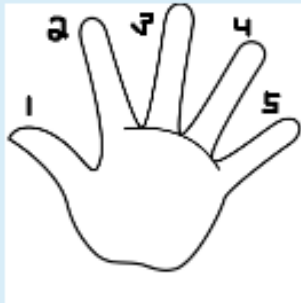
SMART LESSON FORMAT

Quizzes

Information

Flag question

Directions: Identify the parts of an essay by looking at the "write" hand image. Write down the paragraph each finger represents.



Question 1

Partially correct

Mark 0.40 out of 1.00

Flag question

Each finger represents a part of an essay. Match each finger (which are already numbered) to the correct essay part.

- | | | |
|------------|------------------------|---|
| Finger # 2 | Introduction | ✗ |
| Finger # 5 | Supporting Paragraph 1 | ✗ |
| Finger # 3 | Supporting Paragraph 2 | ✓ |
| Finger # 4 | Supporting Paragraph 3 | ✓ |
| Finger # 1 | Conclusion | ✗ |

The correct answer is: Finger # 2 – Supporting Paragraph 1, Finger # 5 – Conclusion, Finger # 3 – Supporting Paragraph 2, Finger # 4 – Supporting Paragraph 3, Finger # 1 – Introduction

SMART LESSON FORMAT

Quizzes

Write SMART

[Dashboard](#) ▶ [Academic SMART](#) ▶ [Write SMART](#) ▶ [Write SMART Unit Four](#) ▶ [Lesson 21: Quiz 1 - Identify Parts of an Essay](#)

QUIZ NAVIGATION

1

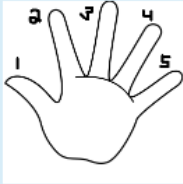
1

[Finish review](#)

Started on	Tuesday, 27 September 2016, 4:34 PM
State	Finished
Completed on	Tuesday, 27 September 2016, 4:48 PM
Time taken	13 mins 11 secs
Marks	1.00/1.00
Grade	100.00 out of 100.00

Information
🚩 Flag question

Directions: Identify the parts of an essay by looking at the "write" hand image. Write down the paragraph each finger represents.



Question 1
Correct
Mark 1.00 out of 1.00
🚩 Flag question

Each finger represents a part of an essay. Match each finger (which are already numbered) to the correct essay part.

Finger # 2	Supporting Paragraph 1	✓
Finger # 1	Introduction	✓
Finger # 4	Supporting Paragraph 3	✓
Finger # 5	Conclusion	✓
Finger # 3	Supporting Paragraph 2	✓

The correct answer is: Finger # 2 – Supporting Paragraph 1, Finger # 1 – Introduction, Finger # 4 – Supporting Paragraph 3, Finger # 5 – Conclusion, Finger # 3 – Supporting Paragraph 2

[Finish review](#)

Write SMART

[Dashboard](#) ▶ [Academic SMART](#)

QUIZ NAVIGATION

1

1

[Finish review](#)

SMART LESSON FORMAT

Quizzes

Write SMART

[Dashboard](#) ▶ [Academic SMART](#) ▶ [Write SMART](#) ▶ [Write SMART Unit Four](#) ▶ [Lesson 21: Quiz 1 - Identify Parts of an Essay](#)

ADMINISTRATION



▶ [Course administration](#)

Lesson 21: Quiz 1 - Identify Parts of an Essay

[Click to view printable PDF file of Quiz](#)

Directions: Identify the parts of an essay using the "write" hand.

[Return to Lesson](#)

Grading method: Highest grade

Summary of your previous attempts

Attempt	State	Marks / 1.00	Grade / 100.00	Review
1	Finished Submitted Tuesday, 27 September 2016, 4:28 PM	0.00	0.00	Review
2	Finished Submitted Tuesday, 27 September 2016, 4:30 PM	0.40	40.00	Review
3	Finished Submitted Tuesday, 27 September 2016, 4:48 PM	1.00	100.00	Review

Highest grade: 100.00 / 100.00.

[Re-attempt quiz](#)

SMART LESSON FORMAT

Quizzes

Write SMART

[Dashboard](#) ▶ [Academic SMART](#) ▶ [Write SMART](#) ▶ [Write SMART Unit Two](#) ▶ [Lesson 7: Quiz 1](#)

QUIZ NAVIGATION

1

[Finish attempt ...](#)

Question 1

Not yet
answered

Marked out of
1.00

🚩 Flag
question

Click the down arrow at the right of the drop down list. Then, click the definition that best matches the word to the left.

Writing Process

Prewrite

Draft

Revise

Edit

[Next](#)

SMART LESSON FORMAT

Quizzes

Write SMART

Dashboard ▶ Academic SMART ▶ Write SMART ▶ Write SMART Unit Two ▶ Lesson 7: Quiz 1 ▶ Summary of attempt

QUIZ NAVIGATION
1
Finish attempt ...

Lesson 7: Quiz 1
Summary of attempt

Question	Status
1	Answer saved

Return to attempt

Submit all and finish

Confirmation

Once you submit, you will no longer be able to change your answers for this attempt.

Submit all and finish

Cancel

SMART LESSON FORMAT

Quizzes

Write SMART

[Dashboard](#) ► [Academic SMART](#) ► [Write SMART](#) ► [Write SMART Unit Two](#) ► [Lesson 7: Quiz 1](#)

QUIZ NAVIGATION

1

[Finish review](#)

Started on Tuesday, 27 September 2016, 11:01 AM

State Finished

Completed on Tuesday, 27 September 2016, 11:07 AM

Time taken 5 mins 59 secs

Marks 0.60/1.00

Grade 60.00 out of 100.00

Question 1

Partially correct

Mark 0.60 out of 1.00

Flag question

Click the down arrow at the right of the drop down list. Then, click the definition that best matches the word to the left.

Writing Process	a four step process to help you write a paragraph/essay	✓
Prewrite	the first step in the writing process	✓
Draft	the first effort to write your paragraph/essay	✓
Revise	final look at your work to check for grammar mistakes and to make corrections	✗
Edit	changes/corrections you make to improve the organization of your draft	✗

The correct answer is: Writing Process – a four step process to help you write a paragraph/essay, Prewrite – the first step in the writing process, Draft – the first effort to write your paragraph/essay, Revise – changes/corrections you make to improve the organization of your draft, Edit – final look at your work to check for grammar mistakes and to make corrections

[Finish review](#)

SMART LESSON FORMAT

Quizzes

Write SMART

[Dashboard](#) ▶ [Academic SMART](#) ▶ [Write SMART](#) ▶ [Write SMART Unit Two](#) ▶ [Lesson 7: Quiz 1](#)

ADMINISTRATION



▶ [Course administration](#)

Lesson 7: Quiz 1

[Click to view a printable PDF file of the Quiz](#)

Directions: Match the word to the definition. Place the correct letter beside the vocabulary word that best describes it.

[Return to Lesson](#)

[Next Lesson \(Parts A and B of the Writing Process\)](#)

Grading method: Highest grade

Summary of your previous attempts

Attempt	State	Marks / 1.00	Grade / 100.00	Review
1	Finished Submitted Tuesday, 27 September 2016, 11:07 AM	0.60	60.00	Review

Highest grade: 60.00 / 100.00.

[Re-attempt quiz](#)

SMART LESSON FORMAT

Quizzes

Started on	Saturday, 19 April 2014, 1:18 PM
State	Finished
Completed on	Saturday, 19 April 2014, 2:02 PM
Time taken	44 mins 10 secs
Marks	14.00/14.00
Grade	100.00 out of 100.00

SMART LESSON FORMAT


Quizzes

Attempt	State	Marks / 14.00	Grade / 100.00	Review
1	Finished Submitted Friday, 18 April 2014, 5:40 PM	14.00	100.00	Review
2	Finished Submitted Saturday, 19 April 2014, 2:02 PM	14.00	100.00	Review
3	Finished Submitted Saturday, 19 April 2014, 2:08 PM	10.00	71.43	Review


Highest grade: 100.00 / 100.00.

SMART LESSON FORMAT

Quizzes

Lesson 8: Quiz 1

[Click to view a printable PDF file of Quiz](#)



Let's review **The ABC's of Prewriting** and answer the questions below. Refer to the chart in the quiz.

[Return to Lesson](#)

Grading method: Highest grade

Attempt quiz now

Attempt quiz now

SMART LESSON FORMAT

Quizzes

New York State Education Department

Steve Ryan

Write SMART

Dashboard > Academic SMART > Write SMART > Write SMART Unit Two > Lesson 8: Quiz 1

QUIZ NAVIGATION

1 1 2 3 4 5 6

Finish attempt ...

Information

Flag question

Answer the questions below. Use the chart if needed.

The ABC's of Prewriting

Part A. Select your topic and decide on the reason for writing your essay

- How to get started: How can you choose a topic to write about?
 - Write down several **ideas** you would like to write about.
 - Think about **why** you want to write about these topics.
 - Think about **who** will read your work and **what** you want to tell them.
 - You can be assigned a topic by a teacher.

Part B. Research: Get information and develop your topic

- There are several ways to get information. You can use all of them or choose the ones that work best for you.
 - Make a list using "who," "what," "where," "when," "why" and "how" questions.
 - Brain storm.**
 - Interview your friends and family.
 - Research by using the library and/or Internet.

Part C. Organize your ideas and information

- Decide your main idea: Review the information you gathered and ask yourself, "What is it mostly about?" *This question will help you discover the main idea of your essay.*
- Grouping
 - Make lists of similar information.
 - Make a **cluster drawing**.
 - Review the information in each list/cluster drawing and ask yourself, "What is this list/cluster drawing mostly about?" *This will help you find the main idea of that group.*
 - Use the main idea of each list/cluster drawing to help you title/name that group.

Question 1

Not yet answered

Marked out of 1.00

Flag question

1. What are three things to do in order to get started with your writing?

Write your answers similar to this format:
Part A) Select your topic and decide on the reason for writing your essay
Part B) Research: Get information and develop your topic
Part C) Organize your ideas and information

SMART LESSON FORMAT

Quizzes

Write SMART

[Dashboard](#) ▶ [Academic SMART](#) ▶ [Write SMART](#) ▶ [Write SMART Unit Two](#) ▶ [Lesson 8: Quiz 1](#) ▶ [Summary of attempt](#)

QUIZ NAVIGATION

[i](#) [1](#) [2](#) [3](#) [4](#) [5](#) [6](#)

[Finish attempt ...](#)

Lesson 8: Quiz 1

Summary of attempt

Question	Status
1	Answer saved
2	Answer saved
3	Answer saved
4	Answer saved
5	Answer saved
6	Answer saved

[Return to attempt](#)


[Submit all and finish](#)


SMART LESSON FORMAT


Quizzes


Numeration


Your progress ?


 Our Number System


 * Our number system - Quiz 1


 ** Our number system - Quiz 2


 *** Our number system - Quiz 3

 Place Value

 * Place Value - Quiz 1

 ** Place Value - Quiz 2

 ** Place Value - Quiz 3

 *** Place Value - Quiz 4

☒
☒
☒
☒
☒
☒
☐
☐
☐
☐

SMART LESSON FORMAT

Quizzes

Write SMART

Dashboard > Academic SMART > Write SMART > Write SMART Unit One > Lesson 1: Quiz 1 - An Invitation to Write

QUIZ NAVIGATION
1 2 3 4 5 6
Finish review

Started on	Wednesday, 28 September 2016, 8:01 AM
State	Finished
Completed on	Wednesday, 28 September 2016, 8:13 AM
Time taken	11 mins 37 secs
Marks	4.00/5.00
Grade	66.67 out of 100.00

Information
Flag question

Directions: Read and enjoy the two stanzas from the poem, where I'm from, and answer the questions below. Feel free to write your own interpretation on the lines provided.

where I'm from
by George Ella Lyon

(stanza 3)	(stanza 4)
I'm from Artemus and Billie's Branch, fried corn and strong coffee. From the finger my grandfather lost to the auger, the eye my father shut to keep his sight.	Under my bed was a dress box spilling old pictures, a gift of lost faces to drift beneath my dreams. I am from those moments-- snapped before I budded-- leaf-fall from the family tree.

Question 1
Correct
Mark 1.00 out of 1.00
Flag question

1. Choose a word you would use instead of Branch. I am from Artemus and Billie's Branch.

Select one:

- a. family ✓
- b. roots
- c. village
- d. nest

The correct answer is: family

Question 2
Correct
Mark 1.00 out of 1.00
Flag question

The author's grandfather probably lost his finger in a(n)

Select one:

- a. accident ✓
- b. fight
- c. war
- d. melee

The correct answer is: accident

Question 3
Correct
Mark 1.00 out of 1.00
Flag question

What does, "the eye my father shut to keep his sight," mean?

Select one:

- a. he lost his eyesight
- b. he looked the other way ✓
- c. he covered his eye
- d. he fell asleep

The correct answer is: he looked the other way

QUIZ NAVIGATION
1 2 3 4 5 6
Finish review

SMART LESSON FORMAT

Quizzes

Question 4

Correct

Mark 1.00 out of 1.00

Flag question

What was in the box?

Select one:

- ☐ a. old decorations
- ☐ b. old clothes
- ☒ c. old pictures ✓
- ☐ d. old toys

The correct answer is: old pictures

Question 5

Incorrect

Mark 0.00 out of 1.00

Flag question

5. In your opinion, people were referred to as "lost faces" because

Select one:

- ☐ a. they have been forgotten
- ☐ b. they moved away
- ☐ c. they are all dead
- ☒ d. nobody knows who they are ✗

The correct answer is: they have been forgotten

Question 6

Incorrect

Mark 0.00 out of 1.00

Flag question

6. "Moments snapped before I budded--" probably means before the writer

Select one:

- ☐ a. went to school
- ☐ b. had died
- ☒ c. was born ✗
- ☐ d. became an adult

The correct answer is: became an adult

[Finish review](#)

SMART LESSON FORMAT

Quizzes

Write SMART

[Dashboard](#) ▶ [Academic SMART](#) ▶ [Write SMART](#) ▶ [Write SMART Unit Two](#) ▶ [Lesson 10: Quiz 1 - How to Group Similar Ideas Together](#)

QUIZ NAVIGATION

1

[Finish review](#)

Started on Tuesday, 27 September 2016, 10:24 PM

State Finished

Completed on Tuesday, 27 September 2016, 10:25 PM

Time taken 35 secs

Marks 1.00/1.00

Grade 100.00 out of 100.00

Question 1

Correct

Mark 1.00 out of 1.00

[Flag question](#)

Rearrange the steps Dora followed into the proper order by labeling them 1, 2, 3.

She:

3 ✓

wrote the title above the list.

1 ✓

put all her ideas that were similar or were alike in the same list.

2 ✓

reviewed the list and thought of an appropriate name or title that summed up the main idea.

SMART LESSON FORMAT

Quizzes

State Education Department

Steve Ryan

Marked out of 1.00

Flag question

1.

2.

3.

4.

Make a list of questions, using the four Ws & H

Brain storm

Ask friends and family questions

Do research on the Internet or at the library

Question 3

Not yet answered

Marked out of 1.00

Flag question

3. Identify two ways for grouping your information.

Write your answers similar to this format:

1.

2.

1. Make lists of similar information

2. Make a cluster drawing to organize the list

Question 4

Not yet answered

Marked out of 1.00

Flag question

4. How do you decide the *main idea* of your essay?

Figure out what each list is mostly about.

Question 5

Not yet answered

Marked out of 1.00

Flag question

5. Explain how you group similar ideas together.

I would look at each list and think about the items, figuring out what they have in common.

Question 6

Not yet answered

Marked out of 1.00

Flag question

6. How do you title your lists/groups?

Use the main idea of the various cluster drawings

Next

Write SMART

Write SMART

Dashboard ▶ Academic SMART ▶ Write SMART

NAVIGATION

Dashboard

- Site home
- Site pages
- Current course
 - Write SMART**
 - Participants
 - Write SMART Introduction
 - Write SMART Unit One
 - Write SMART Unit Two
 - Write SMART Unit Three
 - Write SMART Unit Four
 - Write SMART Unit Five
 - Write SMART Resources
- My courses

ADMINISTRATION

Course administration

- Unenrol me from Write SMART
- Grades

Write SMART Introduction

Write SMART Introduction

Write SMART Introduction

Write SMART Unit One

Write SMART Unit Two

Write SMART Unit Three

Write SMART Unit Four

Write SMART Unit Five

Write SMART

Dashboard ▶ Academic SMART ▶ Write SMART

ADMINISTRATION

Course administration

- Unenrol me from Write SMART
- Grades

Write SMART

Grades: User Report

New York State Education Department

Write SMART: View: User report

[Dashboard](#) ▶ [Academic SMART](#) ▶ [Write SMART](#) ▶ [Grade administration](#) ▶ [User report](#)

ADMINISTRATION

- Grade administration
 - Overview report
 - User report
- Course administration

User report

User report - Steve Ryan

Grade item	Calculated weight	Grade	Range	Percentage	Feedback	Contribution to course total
Write SMART						
Lesson 1: Quiz 3 - An Invitation to Write - Just Write!	0.00 % (Empty)	-	0-100	-		0.00 %
Lesson 1: Quiz 4 - An Invitation to Write - An Early Memory	0.00 % (Empty)	-	0-100	-		0.00 %
Lesson 1: Quiz 5 - An Invitation to Write - A Special Memory	0.00 % (Empty)	-	0-100	-		0.00 %

Write SMART

Next... we are going live!

SMART is Easy to Follow

All SMART materials have:

- Table of Contents
- Uniform format which includes:
 - Purpose of Lesson and Skills
 - Words to Learn section
 - Glossary
- Customized lessons that use a star system
- SMART Life Management Packets include:
 - Mathematics and English Language Arts exercises that reflect work in the unit
 - Learner self assessment

SMART is User Friendly

- SMART materials have:
 - Conversations that teach
 - Lessons that teach by example
 - Lessons that are sequential
 - Lessons that encourage and challenge the learner
 - Customized lessons and exercises
 - Lessons that include academics and skills aligned to NYS standards
 - Pictures

SMART is Versatile

- Units can be
 - Used alone
 - Used to introduce the academic concept
 - Used to “refresh” the student’s past learning
 - Used to reinforce the academic concept
 - Combined with other materials
- SMART is compatible with all other resource material

SMART is Economical

- No copyright issues
 - You can make all the copies you need
- Best of all,
 - SMART is **free!**



Contact me...

Mary Hoar

Pathways to Success at Vive
75 Riverdale Avenue
Yonkers NY 10701

914-376-8600

mhoar@pathways.ypschoools.org
missmaryteacher@yahoo.com

If you notice...

- Any typos?
- Any errors?

Let us know!

Good Luck with SMART!



Thank you