

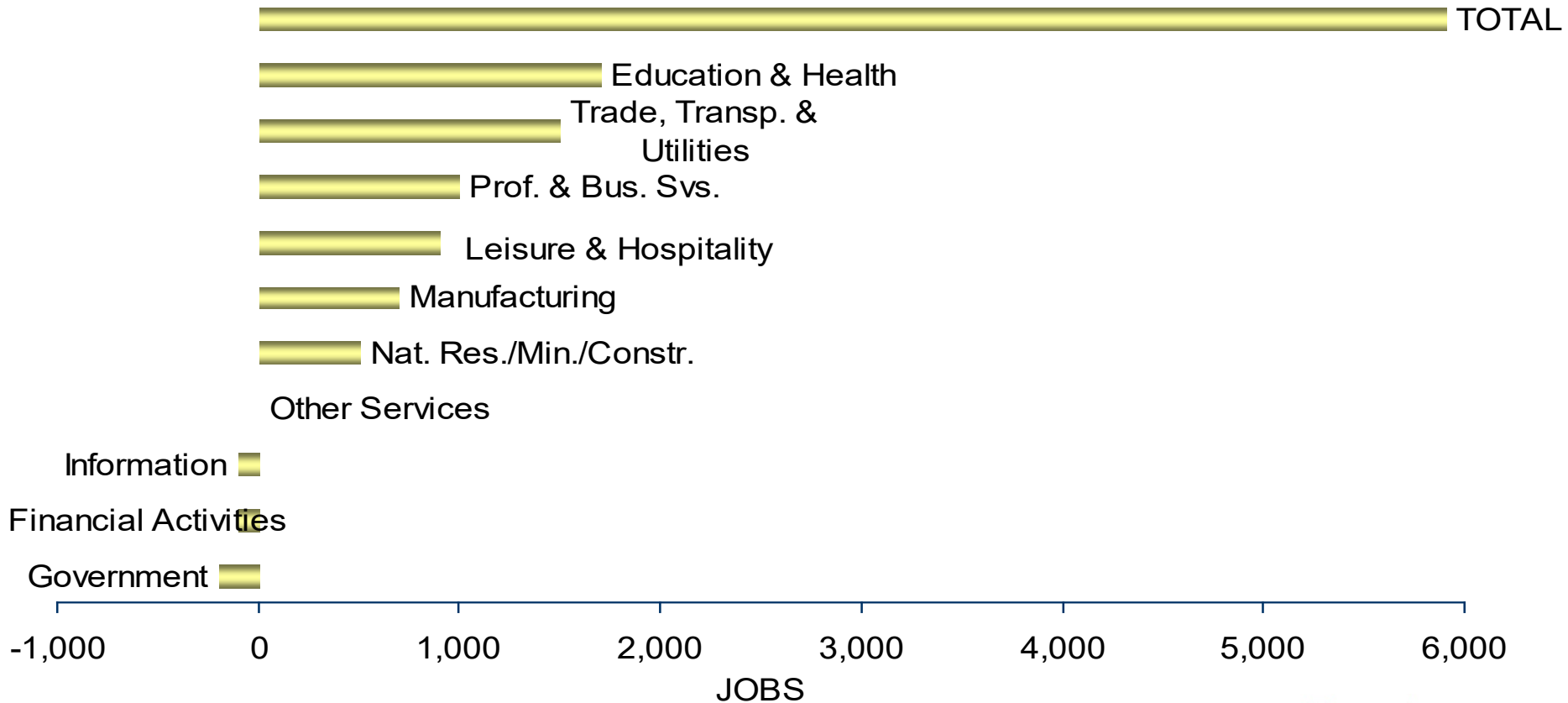


Department  
of Labor

# Job Trends: *Central New York*

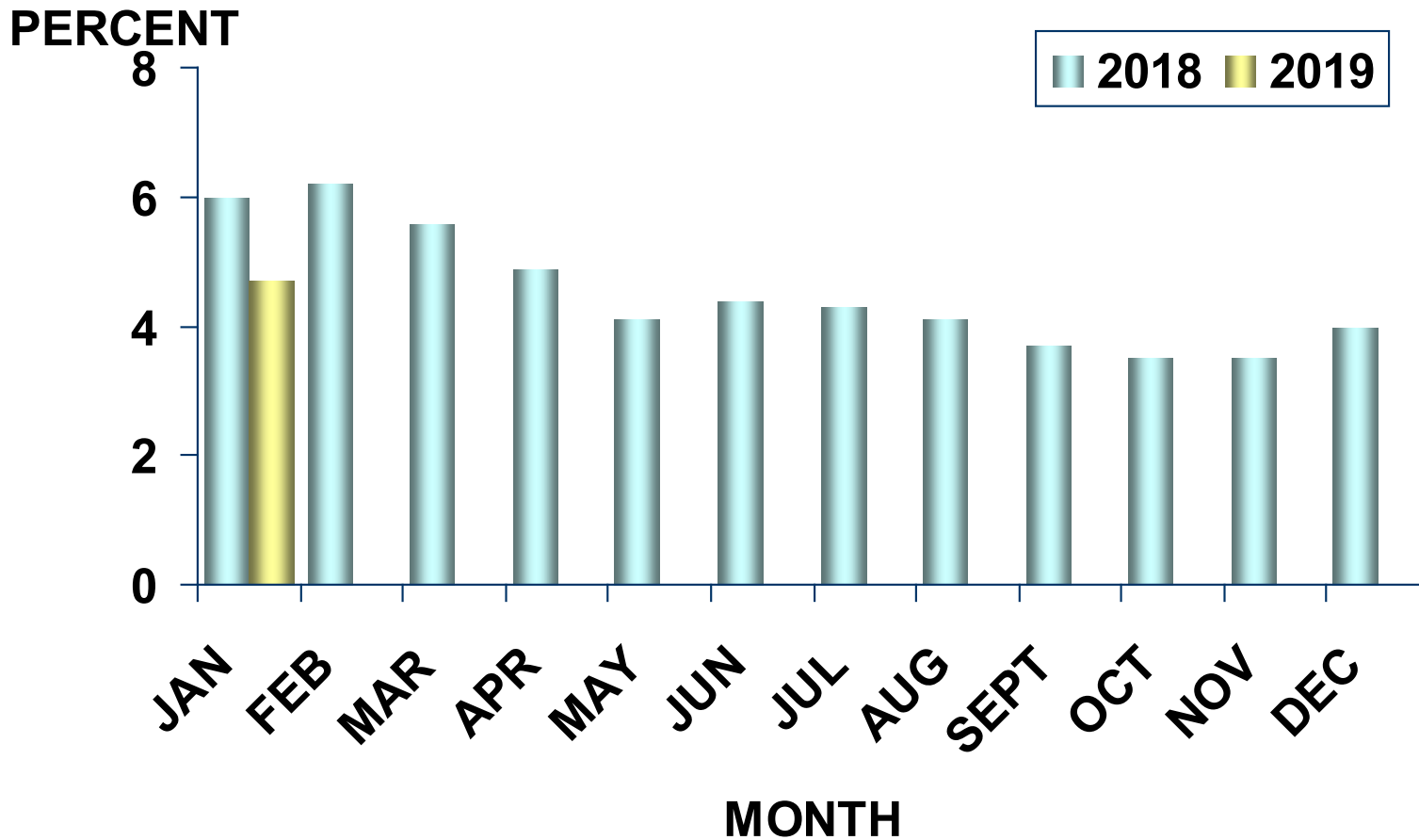


# Jobs Gained or Lost January 2019 vs. January 2018



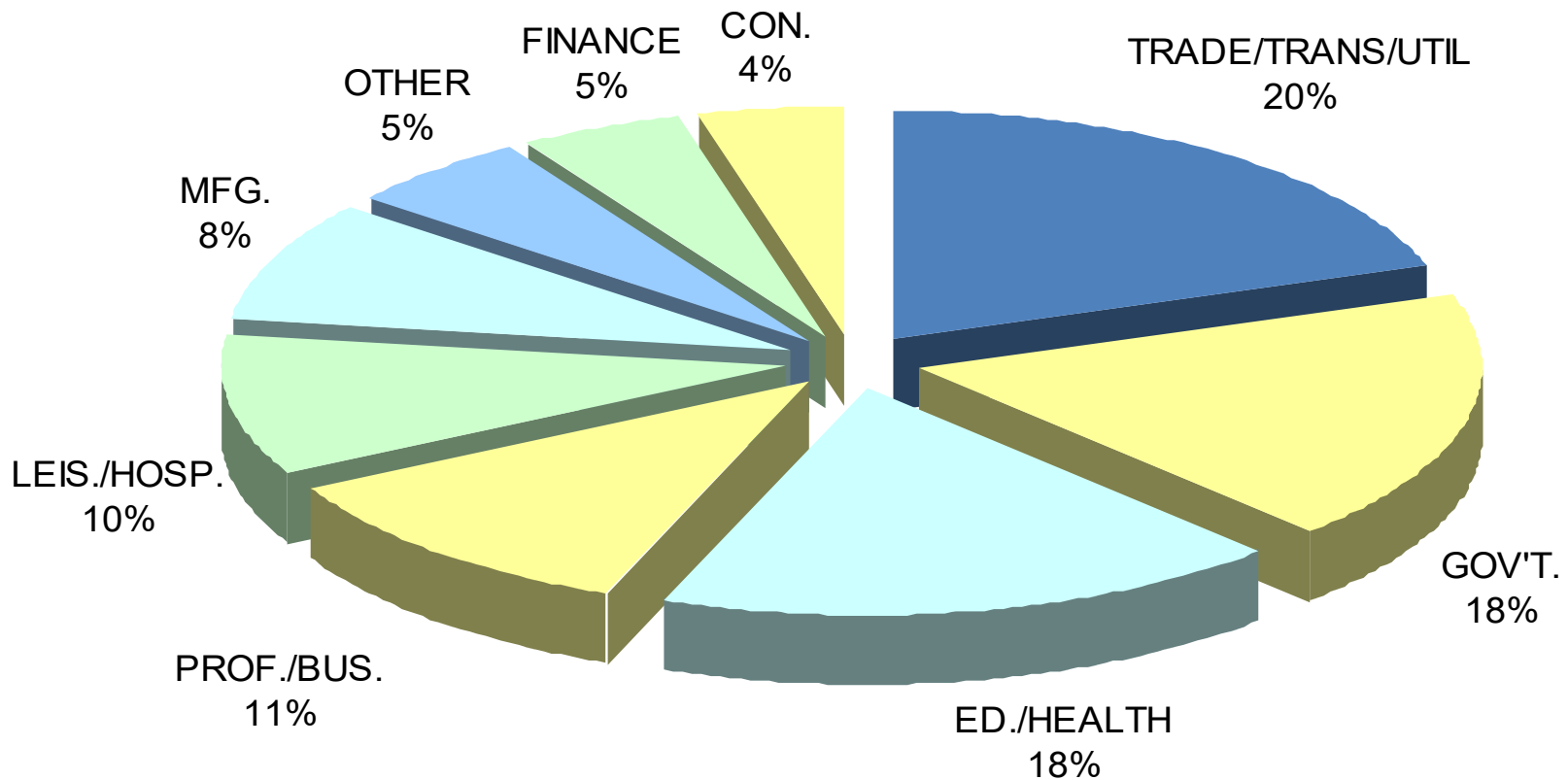
\*The Syracuse MSA includes Onondaga, Madison & Oswego counties.

# Unemployment Rates, 2018 - 2019



\* The Syracuse MSA includes Onondaga, Madison & Oswego counties.

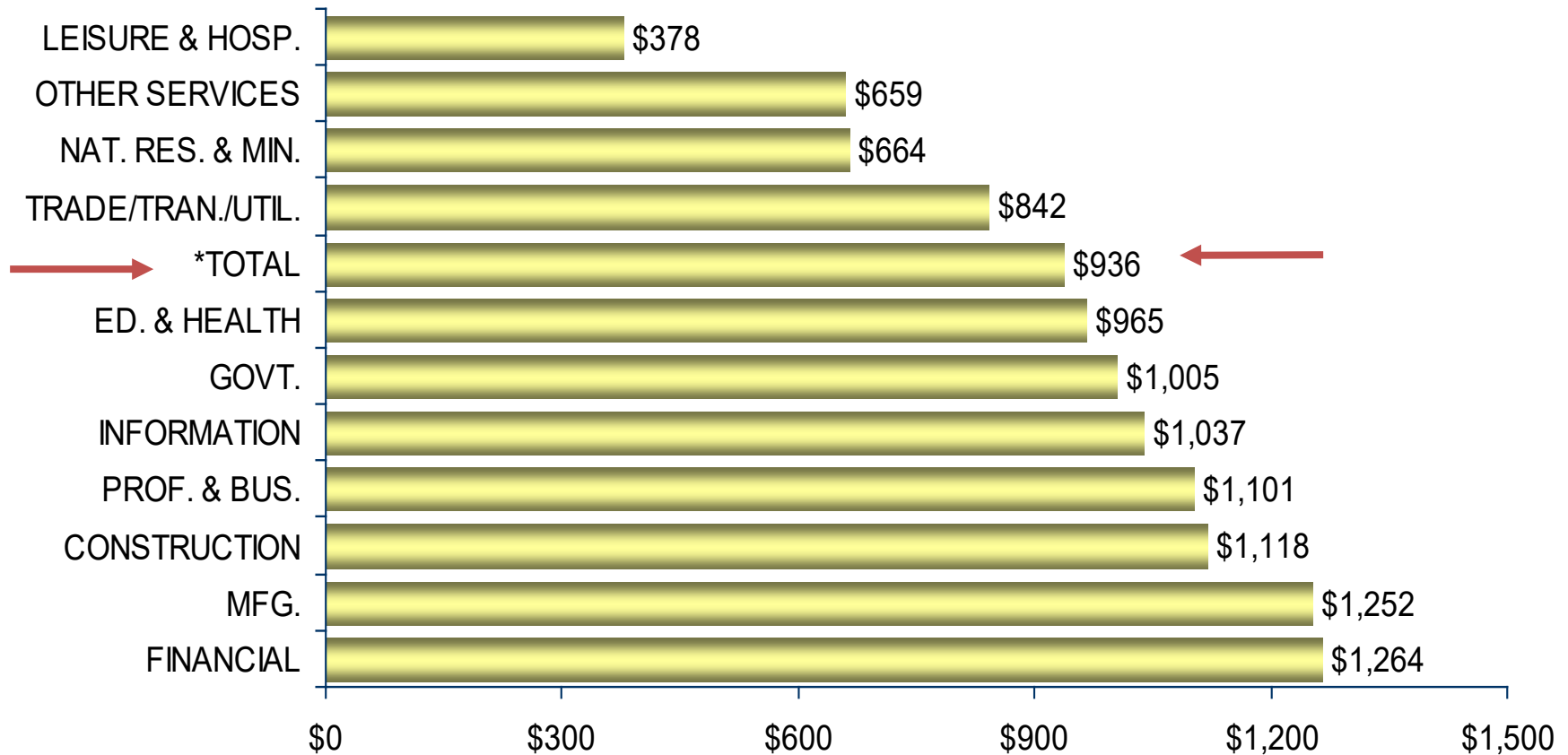
# Employment by Industry 2<sup>nd</sup> Quarter 2018



Source: QCEW

\* The Syracuse MSA includes Onondaga, Madison & Oswego counties.

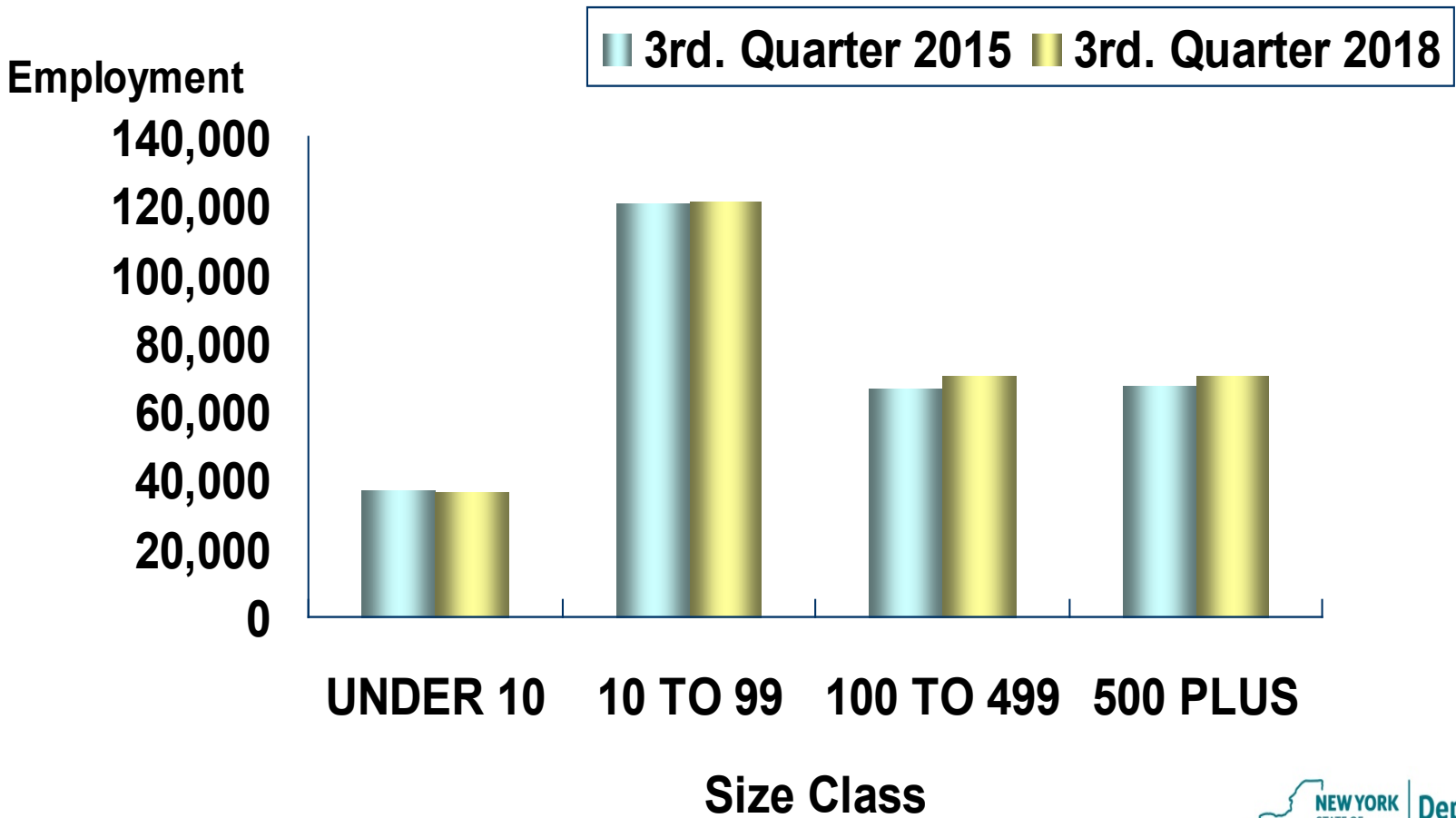
# Average Weekly Wage by Industry, 3<sup>rd</sup> Quarter 2018



Source: QCEW

\* The Syracuse MSA includes Onondaga, Madison & Oswego counties.

# Employment by Size Class, 3<sup>rd</sup> Quarter 2015 vs. 3<sup>rd</sup> Quarter 2018



Source: QCEW



\* The Syracuse MSA includes Onondaga, Madison & Oswego counties.

# Median Size of Establishments, 3<sup>rd</sup> Quarter 2018

AREA	MEDIAN SIZE OF ESTABLISHMENTS
Cayuga County	5
Cortland County	5
Madison County	5
Onondaga County	5
Oswego County	5
<b>NEW YORK STATE</b>	<b>3</b>

Source: QCEW

# Population Trends

AREA	July 1, 2017 Population Estimate	April 1, 2010- July 1, 2017 Change	% CHANGE
Cayuga County	77,603	-2,400	-3.0%
Cortland County	47,786	-1,499	-3.0%
Madison County	70,965	-2,487	-3.4%
Onondaga County	465,398	-1,671	-0.4%
Oswego County	118,478	-3,626	-3.0%



# Top 12 Growing Industries, 3<sup>rd</sup> Quarter 2017 vs. 3<sup>rd</sup> Quarter 2018

INDUSTRY	JOBS ADDED	AVERAGE ANNUAL PAY
Computer & Electronic Product Mfg.	603	\$86,686
Social Assistance	474	\$24,482
Miscellaneous Mfg.	458	\$65,031
Construction of Buildings	444	\$59,906
Food & Beverage Stores	406	\$22,097
Administrative & Support Services	360	\$34,310
Nursing & Residential Care Facilities	328	\$35,157
Hospitals	252	\$66,967
Specialty Trade Contractors	245	\$57,339
Performing Arts & Spectator Sports	245	\$33,077
Warehousing & Storage	234	\$45,750
Heavy & Civil Engineering Construction	150	\$76,865

**(industries include public & private sector)**

Source: QCEW, by 3-digit NAICS Codes

# Central New York Projections

FASTEST GROWING OCCUPATIONS, 2014-2024	MEDIAN ANNUAL PAY
Nurse Practitioners	\$99,160
Emergency Medical Technicians & Paramedics	\$33,200
Physical Therapist Assistants	\$40,630
Physical Therapist Aides	\$29,930
Insulation Workers, Mechanical	\$57,890
Electronic Home Entertainment Equip. Installers & Repairers	\$35,730
Brickmasons & Blockmasons	\$62,890
Home Health Aides	\$24,720
Web Developers	\$50,740
Self-Enrichment Education Teachers	\$37,630
Healthcare Social Workers	\$53,490
Helpers -- Electricians	NA
Millwrights	\$61,320
Physician Assistants	\$108,430
Roofers	\$36,380

NA = Not Available.

# Central New York Projections

LARGEST GROWTH OCCUPATIONS, 2014-2024	MEDIAN ANNUAL PAY
Combined Food Preparation & Serving Workers, Including Fast Food	\$20,210
Retail Salespersons	\$22,010
Registered Nurses	\$62,420
Personal Care Aides	\$24,570
Waiters & Waitresses	\$21,910
Janitors & Cleaners, Except Maids & Housekeeping Cleaners	\$26,980
Customer Service Representatives	\$33,750
Home Health Aides	\$24,720
General & Operations Managers	\$90,660
Cooks, Restaurant	\$24,410
Heavy & Tractor-Trailer Truck Drivers	\$47,640
Secretaries & Administrative Assistants, Except Legal, Medical, and Executive	\$36,060
Nursing Assistants	\$27,390
Bartenders	\$20,710
Construction Laborers	\$38,970
First-Line Supervisors of Food Preparation & Serving Workers	\$29,970



# Central New York Projections

OCCUPATIONS WITH HIGHEST WAGES, 2014-2024	MEDIAN ANNUAL PAY
Family and General Practitioners	\$198,990
Psychiatrists	\$188,150
Judges, Magistrate Judges, and Magistrates	\$151,960
Architectural & Engineering Managers	\$142,450
Marketing Managers	\$138,380
Chief Executives	\$133,800
Pharmacists	\$132,730
Training & Development Managers	\$129,470
Computer & Information Systems Managers	\$127,550
Sales Managers	\$120,620
Financial Managers	\$120,510
Human Resources Managers	\$117,540
Optometrists	\$111,000
Natural Sciences Managers	\$109,140
Physician Assistants	\$108,430
Purchasing Managers	\$108,210
Health Specialties Teachers, Postsecondary	\$102,430
Veterinarians	\$102,300




# Many Companies & Industries Are Growing in Central NY!

- **ANAREN INC.** (radar components maker)
- **BITZER SCROLL** (air conditioning/refrigerator compressor mfg.)
- **BYRNE DAIRY** (producer & distributor of dairy products)
- **CSX CORP./DEWITT RAIL YARD** (inland port project/intermodal cargo)
- **DESTINY USA** (retail/entertainment/restaurants)
- **DIELECTRIC LABS** (capacitor & film mfg.)
- **DUMAC BUSINESS SYSTEMS INC.** (customizes point-of-sale devices)
- **DUTCHLAND PLASTICS** (plastics rotomolded product maker)
- **FELDMEIER EQUIPMENT** (maker of stainless steel sanitary tanks)
- **G&C FOOD DISTRIBUTORS AND BROKERS INC.** (frozen food distributor)
- **G.A. BRAUN INC.** (maker of commercial washers/dryers)
- **HILL-ROM (WELCH ALLYN)** (medical diagnostics equipment mfg.)
- **HP HOOD** (milk processing)
- **JADAK TECHNOLOGIES** (barcode scanner mfg.)
- **JMA WIRELESS** (maker of wireless communications equipment)
- **LABORATORY ALLIANCE OF CENTRAL NEW YORK** (laboratory operations)
- **LIGHT 4 LIFE CANDLES LLC** (candle manufacturing)
- **LOCKHEED MARTIN** (design and build radar/sonar/sensors)

# Many Companies & Industries Are Growing in Central NY!

- **NORTHEASTERN ELECTRONICS CO.** (power cables, wiring harnesses mfg.)
- **POINT PLACE CASINO**
- **PROTERRA LED** (produces energy efficient high-output lighting)
- **RAPID RESPONSE MONITORING** (home security & medical monitoring)
- **SAAB DEFENSE AND SECURITY** (radar maker)
- **SHOREGROUP** (systems network management)
- **SPECIALIZED PACKAGING GROUP** (paper printing plant)
- **SRC INC.** (defense-related engineering, design & mfg.)
- **ST. JOSEPH'S HOSPITAL HEALTH CENTER**
- **STERI-PHARMA LLC** (antibiotic maker)
- **TCGPLAYER** (online marketer of collectible trading cards)
- **TERRADIOL NEW YORK** (medical marijuana grower)
- **TESSY PLASTICS** (plastic molding products mfg.)
- **ULTRA DAIRY LLC** (dairy products mfg.)
- **UPSTATE MEDICAL UNIVERSITY**
- **VERIZON COMMUNICATIONS** (voice, Internet, video services)

# Prepared by:



**New York State Department of Labor**  
Division of Research and Statistics

**Karen Knapik-Scalzo**  
Associate Economist

450 S. Salina Street  
Syracuse, NY 13202

E-Mail: [karen.knapik-scalzo@labor.ny.gov](mailto:karen.knapik-scalzo@labor.ny.gov)  
[www.labor.ny.gov](http://www.labor.ny.gov)

**Voice** (315) 479-3391

**Fax** (315) 479-3271