

Priority Data Strategies for FY2015

Central Southern Tier RAEN

Rosemary Matt
NYS Director of Accountability

Today's Topics

- Important Dates to Remember
- Planned/Strategic Post Testing
 - New NYS Assessment Policy
- Follow Up Outcomes
 - New Follow Up Outcome required documentation
- Survey Response
- Glimpse into WIOA
 - Begin Planning for Changes
 - Focus on INTAKE

Important Dates to Remember

- June 13, 2015
 - First ASISTS Class Carryover
 - Reminder to add Case Management (non-Instructional)
- June 30, 2015
 - All Post Tests must be administered on or before this date!!

New NYS Assessment Policy

New York State Assessment Policy
Revised April 2015

FY2016

Assessment refers to the collection of information using specially designed instruments regarding a student's initial skill level and the development of his or her literacy and language skills as a result of instruction. The Federal *NRS Implementation Guidelines* state:

- At intake, an individual learner's educational functioning level is determined within the functioning level descriptors, using a uniform, standardized assessment procedure approved by the state and OVAE. The assessment procedure must include standardized scoring protocols.
- To determine gain, the learner should be assessed again at least once after a standard instructional period, at the end of the class or at the end of the program year, as determined by state policy.

As part of its effort to comply with federal National Reporting System (NRS) guidelines, the New York State Education Department (NYSED) mandates that adult education programs use standardized tests to determine students' initial skill levels, as well as the educational gain they achieve as a result of their participation in a program.

New NYS Assessment Policy Page #4

Intensity of Program	Post Test Schedule
Six to Nine hours per week	Posttest every 40 - 60 instructional hours
Ten or more hours per week	Posttest every 60 - 80 instructional hours
Volunteer Tutorial Program	Posttest every 30 contact hours

1. Educational Gain

Instructional Type and Level	Enrollment	Number Making Gain	Post Test Rate*	Average Contact Hrs	Percent Making Gain	NYS FY13 Averages
ABE Beginning Literacy	6	4	66%	55	66%	63%
ABE Beginning Basic Education	78	32	57%	57	41%	61%
ABE Intermediate Low	267	121	65%	56	45%	55%
ABE Intermediate High	311	121	65%	48	38%	50%
ASE Low	55	6	29%	36	10%	57%
ASE High	26	0	0%	40	0%	
ESL Beginning Literacy	603	194	66%	142	32%	56%
ESL Low Beginning	124	50	60%	129	40%	73%
ESL High Beginning	156	70	67%	139	44%	71%
ESL Intermediate Low	210	78	67%	140	37%	66%
ESL Intermediate High	169	69	62%	124	40%	57%
ESL Advanced	84	35	55%	98	41%	56%
ABE/ESL Levels 1 & 2 Subtotal	811	280	64%	95	34%	
Enrollment minus ASE High	2,063	780	64%	89	38%	51%
Total Enrollment	2089					


* Post Test Rate Target: 70%

64% of 2,063 = 1,320

70% of 2,063 = 1445

1445 - 1320 = 125 more post tests!

Keeping Track of the Post Testing



125 Post Tests by
June 30th

Planned Post Testing

- Prioritize Post Testing
- Identify students on the “cusp” end of an Educational Functioning Level
- Strategize the scheduling of post testing
- Between today and June 30th, ALL students should be post tested

Student Assessment and Attendance

> Current AgencyID: **SESD**

> Selected Report Category : **NRS Data Check Reports**

Run Report

Start Date:	<input type="text" value="07/01/2014"/>	Select & Change Report
End Date:	<input type="text" value="06/30/2015"/>	
Class Funding:	<input checked="" type="checkbox"/> E EPE <input type="checkbox"/> INCY Incarcerated Youth <input checked="" type="checkbox"/> LZ LZ WEP/WIA 2013-2018 <input checked="" type="checkbox"/> W2 WIA-Title II <input type="checkbox"/> X OTHER	<ul style="list-style-type: none">Students Missing Key DemographicsStudents with Invalid Test ScoresStudents without Pre-TestStudents with Funding Source Not Matching Instruction Funding SourceStudents Without Post TestStudents Not Moving to Higher LevelStudents Moving to Higher LevelStudent Enrolled Not Counted in NRSStudents in NRS Reports (Alpha)NRS Student Goal HistoryStudent Assessment and Attendance(Download Only) Student Assessment and Attendance w/Instruction Descrip

Student Assessment and Attendance Report

Subject: BE

Name	Pre Test Level & Detail	Scale Score	GE	Post Level Test & Detail	Scale Score	GE	Last Active	Exit Date	Hours
50	n, Franklin (5/24/97)	2	09/04/2014 TM 10 M		427	3.4		Mar	12
51	.bdulwahab	2	02/06/2014 TR 10 E	3	02/10/2015 TR 10 E	462	4.0	Apr	289
52	l, Samantha	2	11/25/2014 TM 9 E	3	02/24/2015 TM 10 E	447	4.2	Apr	183
53	halima	2	08/07/2014 TM 10 E		395	2.9		Nov	33
54	any	2	06/03/2014 TR 10 M	2	09/23/2014 TR 9 M	440	3.3	Mar	210
55	.bina	2	04/16/2014 TR 10 E		441	3.4		Dec	44
56	lose	2	06/25/2014 TM 9 E		406	3.1		Jan	13
57	innie	2	09/19/2014 TM 10 M	3	10/03/2014 TM 9 M	488	5.2	Oct	69
58	Shyheim	2	05/16/2014 TM 10 E	4	07/30/2014 TM 10 M	515	6.3	Jan	62
59	igel	2	01/30/2015 TM 10 E		343	2.3		Apr	26
60	thomas	2	11/14/2014 TR 10 M		456	3.8		Mar	61
61	emar	2	09/03/2014 TM 10 M	3	03/25/2015 TM 9 M	474	5.0	Apr	23
62	Johndel	2	11/06/2014 TR 10 M	5	03/25/2015 TR 9 M	578	9.6	Apr	89
63	Joshua	2	01/30/2015 TM 10 E	3	04/01/2015 TM 9 E	443	4.0	Apr	64
64	mmanuel	2	02/27/2015 TR 10 E	2	03/20/2015 TR 9 E	430	3.0	Mar	17

TABE RANGES AND CUSP SCORES			
NRS Level	Educational Level	TABE Range	Cusp Range
1	Beginning ABE Literacy	0 – 1.9	1.7 – 1.9
2	Beginning ABE	2.0 – 3.9	3.7 – 3.9
3	Low Intermediate ABE	4.0 – 5.9	5.7 – 5.9
4	High Intermediate ABE	6.0 – 8.9	8.7 – 8.9
5	ASE Low	9.0 – 10.9	10.7 – 10.9


BEST PLUS RANGES AND CUSP SCORES			
NRS Level	Educational Level	BEST Plus Range	Cusp Range
1	Beginning ESL Literacy	85 – 400	385 – 400
2	Low Beginning ESL	401 – 417	413 – 417
3	High Beginning ESL	418 – 438	433 – 438
4	Low Intermediate ESL	439 – 472	465 – 472
5	High Intermediate ESL	473 – 506	500 – 506
6	Advanced ESL	506 - 540	536 – 540

BEST LITERACY RANGES AND CUSP SCORES			
NRS Level	Educational Level	BEST Literacy Range	Cusp Range
1	Beginning ESL Literacy	0 – 20	17 – 20
2	Low Beginning ESL	21 – 52	47 – 52
3	High Beginning ESL	53 – 63	59 – 63
4	Low Intermediate ESL	64 – 67	65 – 67
5	High Intermediate ESL	68 – 75	71 – 75
6	Advanced ESL	Not valid as pre-test	Not valid as pre-test

Applying Post Test Strategy

(* Indicates Test of Record for Current FY)

Test Date	Type	Pre-Test	Form	Level	Sub1	Sub2	Total	Scale	Score	GE	NRS	Level
11/20/2014	*TR	<input checked="" type="checkbox"/>	10	E	21	0	21/0	373		2	2	
11/20/2014	TM	<input checked="" type="checkbox"/>	10	E	26	11	26/11	345		2.3	2	
1/22/2015	TR	<input type="checkbox"/>	9	E	15	0	15/0	323		1.5	1	



Applying Post Test Strategy

103	, Bruce	3 03/20/2014 TM 10 E	453	4.4	4 04/01/2015 TM 10 E	507	6.0	Apr	233
104	nnifer (9-29-74)	3 03/11/2014 TM 10 M	448	4.2	3 01/21/2015 TM 10 M	449	4.2	Apr	145
105	m	3 09/19/2014 TM 10 M	461	4.6	4 12/05/2014 TM 9 M	552	8.1	Dec	40


Test Date	Type	Pre-Test	Form	Level	Sub1	Sub2	Total	Scale Score	GE	NRSLevel
3/11/2014	*TM	<input checked="" type="checkbox"/>	10	M	22	24	22/24	448	4.2	3
9/8/2014	TM	<input type="checkbox"/>	9	M	19	24	19/24	434	3.7	2
9/10/2014	TR	<input checked="" type="checkbox"/>	10	M	35	0	35/0	502	5.4	3
1/20/2015	TR	<input type="checkbox"/>	9	M	32	0	32/0	487	5	3
1/21/2015	TM	<input type="checkbox"/>	10	M	19	28	19/28	449	4.2	3

Applying Post Test Strategy

1,628	hali	3	06/26/2014 BESTP	433	1	02/11/2015 BESTP	354	Apr	149
1,629	bi	3	06/26/2014 BESTP	428	3	01/27/2015 BESTP	432	Apr	170
1,630	raze, Bengi	3	03/30/2015 BESTP	421				Apr	12

(* Indicates Test of Record for Current FY)

Test Date	Type	Pre-Test	Form	Level	Sub1	Sub2	Total	Scale Score	GE	NRSLevel
5/29/2014	BESTP	<input checked="" type="checkbox"/>			0	0		320	0	1
6/26/2014	*BESTP	<input checked="" type="checkbox"/>			0	0		428	0	3
10/7/2014	BESTP	<input type="checkbox"/>			0	0		408	0	2
1/27/2015	BESTP	<input type="checkbox"/>			0	0		432	0	3

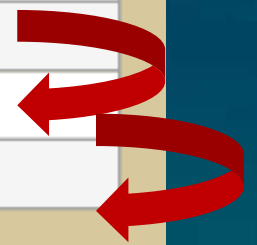


Applying Post Test Strategy

141 [in	3 01/13/2015 TM 10 D	492	5.5	4 02/11/2015 TM 9 D	526	6.8	Feb	33
142 [ireia	3 10/29/2014 TM 10 M	448	4.2	3 04/21/2015 TM 10 M	444	4.0	Dec	95
143 [rta	3 07/22/2014 TR 10 D	500	5.3				Nov	15

(* Indicates Test of Record for Current FY)

Test Date	Type	Pre-Test	Form	Level	Sub1	Sub2	Total	Scale	Score	GE	NRSLevel
10/28/2014	TR	<input checked="" type="checkbox"/>	10	D	41	0	41/0	568		9	5
10/29/2014	*TM	<input checked="" type="checkbox"/>	10	M	21	25	21/25	448		4.2	3
11/18/2014	TM	<input type="checkbox"/>	9	M	15	22	15/22	410		3.2	2
4/21/2015	TM	<input type="checkbox"/>	10	M	24	21	24/21	444		4	3



How does this happen?

(* Indicates Test of Record for Current FY)

Test Date	Type	Pre-Test	Form	Level	Sub1	Sub2	Total	Scale	Score	GE	NRSLevel
6/3/2014	*TR	<input checked="" type="checkbox"/>	10	M	17	0	17/0	396		2.3	2
7/9/2014	TM	<input checked="" type="checkbox"/>	10	E	11	25	11/25	372		2.5	2
9/23/2014	TR	<input type="checkbox"/>	9	M	22	0	22/0	440		3.3	2
11/18/2014	TM	<input type="checkbox"/>	9	E	13	26	13/26	386		2.8	2
1/20/2015	TM	<input checked="" type="checkbox"/>	10	E	12	26	12/26	379		2.6	2
3/11/2015	TM	<input type="checkbox"/>	9	E	38	30	38/30	467		4.8	3



Follow Up Outcomes

2. Follow-up Outcomes

Goal	Number of Exiters with Goal	Number Achieving Outcome	Percentage Achieving Outcome	NYS FY14 Targets
Enter Employment (<i>Sample</i>)	54	26	48%	
Retain Employment (<i>Sample</i>)	9	2	22%	
Enter Postsecondary Ed/Training	36	3	8%	
Follow-up Outcomes Total	99	31	31%	69%
Obtain GED/Sec. School Diploma	40	36	90%	

69% of 99 = 69 surveys

69 - 31 = 38 more outcomes needed!

NYS Follow Up Outcome Survey Template

All Surveys conducted
after April 1, 2015

Must be in student's folder

New York State Adult Education Follow-Up Outcome Survey



Student Name: _____

Date of Survey: _____

NYS FOLLOW-UP SURVEY FOR CORE MEASURES

Hello. My name is _____. I work for _____. We're contacting students who have recently attended our classes at our adult education programs to find out what happens to them after they leave us.

It should take no longer than 5 minutes to answer my questions. Do you have time now for me to ask these questions?

SECONDARY CREDENTIAL

1. Did you receive any diplomas, certificates, or degrees since you took this class, such as a HSE?
 Yes (*proceed to the next question*)
 No
2. What type of diploma/certificate/degree did you receive?
 HSE
 High School Diploma (NEDP)
 Certificate _____ (indicate in what area)
 Associate's Degree
 Bachelor's Degree
3. What date did you receive this diploma/certificate/degree?

OTHER EDUCATION AND TRAINING

1. Since you stopped attending class at our program, have you enrolled in any other educational or training programs?
 Yes

Survey Response

4. Survey Response Rate

	Number of Exiters with Goal	Number Responding to Survey	Percent Responding to Survey	NYS Target
HSE & Postsecondary (Year 1) Follow-up	76	41	54%	50.0%
Employment Related Follow-up	63	28	44%	70.0%

	Program Performance	NYS Benchmark	Meets NYS Benchmark	Final Score
4. Survey Response (10%)				
Employment	73%	70%	Yes	5.00 out of 5
Non-employment	84%	50%	Yes	5.00 out of 5



Rosemary.Matt@cayuga-cc.edu