

CST Program Managers Meeting

Rosemary Matt
NYS Director of Accountability
Rosemary.Matt@cayuga-cc.edu

Agenda Items:

- ▶ ASISTS
- ▶ EPE
 - ▶ ALE Collaboration
- ▶ WIOA rfp
- ▶ Report Cards
 - ▶ ALE Funded Programs
 - ▶ NYRS
- ▶ Strategic Post Testing

ASISTS X Issues



Please sign in

Sign in

*password is case-sensitive

The Literacy Assistance Center's web-based data management system for New York State adult literacy programs

ASISTS(R) Forms, data management tools, and user support and training make it possible for p to fulfill National Reporting System (NRS) and other data requirements accurately, easily, and q

News Bulletins

- ASISTS Additions & Fixes Spreadsheet (2/14/17)
- ASISTS X Release Notes (2/7/17)
- WIOA/ASISTS Webinar (2/4/17)
- Trainings Scheduled WIOA/ASISTS

Training Calendar

- Capital North RAEN
- Hudson Valley RAEN
- Long Island RAEN
- Central Southern Tier RAEN

Quick Links

- FAQ
- New York State Education Department
- NYS NRS Accountability
- Literacy Data

ASISTS X Issues

- ▶ Link to ASISTS Spreadsheet to track corrections:
- ▶ <https://docs.google.com/spreadsheets/d/1RCJWGGJGp-md8OeaJjVoiNzLwIVOc3REj4jmaE-ERo78/edit?usp=sharing>

EPE Projections

▶ EPE Projections

- ▶ Projections are already in
- ▶ New plan for re-allocation
 - ▶ March and April
 - ▶ Must have January and February attendance in ASISTS no later than March 15, 2017

ALE Collaborations

▶ Collaborations

- ▶ Work designed to support learners even more
- ▶ Share student outcomes
- ▶ Valid expense for EPE

WIOA Expectations

- ▶ **WIOA rfp**
 - ▶ **Career Centers**
 - ▶ Begin contact early
 - ▶ List of Workforce Development Boards
 - ▶ **Demonstrated Effectiveness**
 - ▶ Report Cards
 - ▶ Template
 - ▶ **Integrated Education and Training (IET)**

Integrated Education and Training (IET)

- ▶ Integrated Education and Training (IET) is a program which provides adult education and literacy activities concurrently and contextually with workforce preparation activities and workforce training for a specific occupation or occupational cluster for the purpose of education and career advancement to ABE and ASE individuals.
- ▶ Workforce preparation activities designed to help an individual acquire a combination of basic academic skills, critical thinking skills, digital literacy skills, and self-management skills, including competencies in: utilizing resources; using information; working with others; understanding systems; skills necessary for successful transition into and completion of postsecondary education or training, or employment; and other employability skills that increase an individual's preparation for the workforce.



Document Search

- Afton Consortium of Schools
- Albany Schenectady Schoharie BOCES
- Alden Central School District Ed. Prog. @ ECCF
- Beekmantown CSD
- Binghamton City School District

Filter your Search Results

Search by Name or Document Number

Type in any part of the name or number you know or search by the categories below

ACCES Area

+ Adult Education

www.nysed.gov

http://www.acces.nysed.gov/document-search?filename=&field_type_of_document_tid%5B%5D=310&=Search

FY 2015 - 2016

Evaluated with TWO Methods

NYS Benchmarks

Educational Gain = **51%**

Post Test Rate = **70%**

Follow Up Outcomes = **69%**

Quartile Ranked

Educational Gain (Weighted)

Post Test Rate

Follow Up Outcomes

NYS Benchmarks FY15/16



Educational Gain = 51%



Post Test Rate = 70%



Follow Up Outcomes = 69%

Quartile Ranks

- ▶ **Unacceptable**

- ▶ Missed one or more benchmark & in the 1st quartile

- ▶ **Needs Improvement**

- ▶ Missed one or more benchmark & in the 2nd, 3rd, or 4th quartile

- ▶ **Proficient**

- ▶ Has met all the benchmarks (any quartile)

- ▶ **Highly Proficient**

- ▶ Has met all the benchmarks & in quartile 4

NYS Benchmark Summary:



ACCES

Adult Career and Continuing Education Services

Data Represents FY '15
July 1, 2014 to June 30, 2015

New York State Report Card for Adult Education Providers

Program Name: **Adult Learning Center**

2014 Enrollment (NRS criteria): 368

Meeting
NRS
Criteria

Check
Funding
Sources

Funding Received from WIA Yes WIA Corrections Yes EPE Yes EL Civics Yes Literacy Zone Yes ALE No

Benchmarks:

3 out 3 Met

Quartile Score:

1.53

Program Rating:

Proficient

NYS Benchmark Details:

Benchmark
uses
Unweighted
Gain

Benchmark details			
Measure	NYS Benchmark	Program Performance	Benchmark status
1. Educational Gain (<u>unweighted</u>)	51%	58.0%	Yes
2. Post-Test rate	70%	82.5%	Yes
3. Follow-up Outcomes	69%	73.9%	Yes

Weighted Academic Gain: Quartile Ranked

1. Educational Gain (50%)

Educational Levels	Enrollment	# Making Gain	Program Performance	NYS FY13/14	Weights	Weighted # Making Gain	Quartile Ranking	Final Score
ABE 1	5	3	60%	68%	1.08	3		
ABE 2	263	174	66%	61%	1.17	203		
ABE 3	832	475	57%	54%	1.27	601		
ABE 4	797	421	53%	48%	1.35	568		
ASE 1	198	93	47%	56%	1.23	115		
ESL 1	723	403	56%	58%	1.22	490		
ESL 2	153	100	65%	73%	1.00	100		
ESL 3	215	169	79%	71%	1.03	174		
ESL 4	212	126	59%	66%	1.10	138		
ESL 5	157	99	63%	58%	1.21	120		
ESL 6	77	45	58%	57%	1.22	55		
Total	3632	2108	58%				1.85	23.07 out of 50

Educational Gain

NYS average in FY15/16 was 64%

**Educational Gain Benchmark
remained 51% in FY16**

Post Test Rate Quartile Ranked

	Program Performance	NYS Benchmark	Meets NYS Benchmark	Quartile Ranking	Final Score
2. Post Test Percentage (20%)					
All levels	83%	70%	Yes	2.08	10.40 out of 20

Post Test Rate
remained 70% in FY16

NYS average in FY15/16 was 84%

Follow Up Outcomes:

	Program Performance	NYS Benchmark	Meets NYS Benchmark	Quartile Ranking	Final Score
3. Follow-up Outcomes (20%)					
HSE /Secondary Credential	82%				
Post-Secondary or Training	74%				
Obtain Employment	73%				
Retain Employment	53%				
Follow-up Outcomes	74%	69%	Yes		4.85 out of 20

Raw numbers used to
calculate Program
Performance Percentage

$$\frac{\text{\# students achieving goal}}{\text{\# students exiting with goal}}$$

= 74%

Follow Up Outcomes:

	Program Performance	NYS Benchmark	Meets NYS Benchmark	Quartile Ranking	Final Score
3. Follow-up Outcomes (20%)					
HSE /Secondary Credential	Not used in calculation				
Post-Secondary or Training	72%				
Obtain Employment	100%				
Retain Employment	100%				
Follow-up Outcomes	88%	69%	Yes		18.14 out of 20

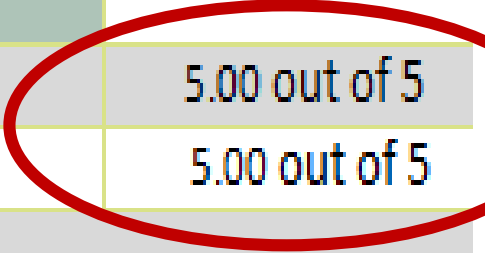
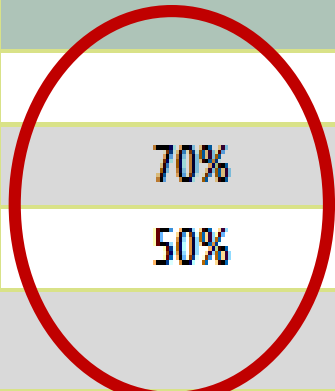

Not used in the calculation

Follow Up Outcomes:

	Program Performance	NYS Benchmark	Meets NYS Benchmark	Quartile Ranking	Final Score
3. Follow-up Outcomes (20%)					
HSE /Secondary Credential	Not used in calculation				
Post-Secondary or Training	72%				
Obtain Employment	100%				
Retain Employment	100%				
Follow-up Outcomes	88%	69%	Yes		18.14 out of 20

Therefore, the remaining 3 outcomes carry more weight into the 69% benchmark

Survey Response Rate:



	Program Performance	NYS Benchmark	Meets NYS Benchmark		Final Score
4. Survey Response (10%)					
Employment	73%	70%	Yes		5.00 out of 5
Non-employment	84%	50%	Yes		5.00 out of 5

Quartile Rank Summary:

Ranking Details			
Measure	Quartile Rank	Score	Performance Status
1. Educational Gain (weighted)	1.85	23.07 out of 50	Second Quartile
2. Post-test Rate	2.08	10.40 out of 20	Third Quartile
3. Follow-up Outcomes	0.97	4.85 out of 20	First Quartile
(Calculated with HSE Outcomes)			

Final Ranking:

Total Score: 48.33	Quartile Ranking: 1.53	Program Rating: Proficient
------------------------------	-----------------------------------------	---------------------------------------------

The Quartile Ranking is calculated to estimate how a program's performance compares to the rest of the state. A quartile rank of 0.0 is the lowest score possible and a ranking of 4.0 is the highest.

Quartile 1 (0 – 0.99)	Quartile 2 (1 – 1.99)	Quartile 3 (2 – 2.99)	Quartile 4 (3 – 4.00)
-----------------------	-----------------------	-----------------------	-----------------------

Final Ranking:

Total Score: 48.33	Quartile Ranking: 1.53	Program Rating: Proficient
------------------------------	----------------------------------	--------------------------------------

The Quartile Ranking is calculated to estimate how a program's performance compares to the rest of the state. A quartile rank of 0.0 is the lowest score possible and a ranking of 4.0 is the highest.

Quartile 1 (0 – 0.99)	Quartile 2 (1 – 1.99)	Quartile 3 (2 – 2.99)	Quartile 4 (3 – 4.00)
-----------------------	-----------------------	-----------------------	-----------------------

Quartiles

Quartile 1	0 - .99
Quartile 2	1 – 1.99
Quartile 3	2 – 2.99
Quartile 4	3 – 4.00

Overall Performance:

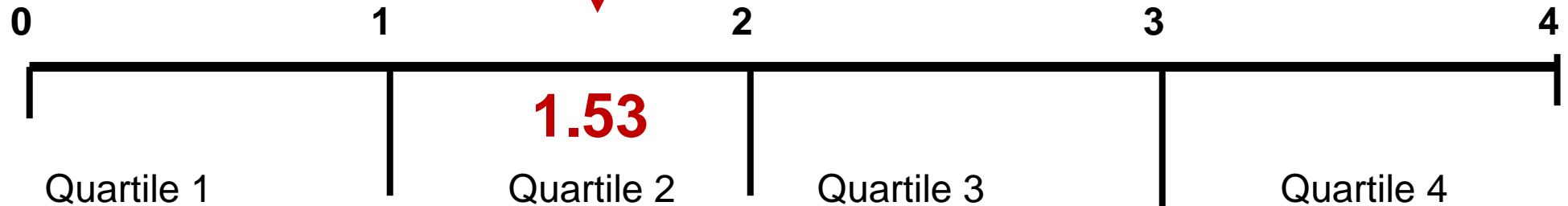
Total Score:
48.33

Quartile Ranking:
1.53

Program Rating:
Proficient

The Quartile Ranking is calculated to estimate how a program's performance compares to the rest of the state. A quartile rank of 0.0 is the lowest score possible and a ranking of 4.0 is the highest.

Quartile 1 (0 – 0.99)	Quartile 2 (1 – 1.99)	Quartile 3 (2 – 2.99)	Quartile 4 (3 – 4.00)
-----------------------	-----------------------	-----------------------	-----------------------



Total Score – Calculations for FY14/15

▶ Maximum rating points to be earned:

▶ Weighted Academic Gain **50**

▶ Follow-up Measures 20

▶ Post Test Rate 20

▶ Response Rate 10

▶ **Maximum Total 100**

**NATIONAL
REPORTING
SYSTEM**

 **NRS**

**New York's
REPORTING
SYSTEM**

 **NYRS**