

Learner Web Orientation and Refresher Workshop

June 2010 Meeting



Learner Web in NY's Literacy Zone Pilot

- LZs use LW for client intake & pilot use with cloned & revised versions of existing plans. Work to fix these plans is done by the RAEN.
- Colleges & One Stops participate in creating learning plans that follow LZ pathways. They determine the steps and then the plans are created by RAEN staff.
- LZs work with RAEN staff and local colleges or One Stops to customize the LZ pathways plans to be implemented by the LZs

The Longitudinal Study of Adult Learning

- Long-term panel study of youth and adults who, at the start of the study, were age 18-44, not in school and did not have a high school diploma or GED
- Representative sample of ~1,000 drawn from local rather than national population of dropouts
- Periodic in-home interviews and literacy assessments and SSN-linked administrative data (with permission)
- Examines program participation & other learning activities, social and economic changes, & changes in literacy skills, practices & technology use over time

Why Learner Web?

Findings - Longitudinal Study of Adult Learners

- Many adults – including those who never attend basic skills programs – work independently (“self-study”) to try to improve their reading, writing and math skills
- Self-study often bridges between periods of program participation, suggesting we expand the concept of “program”
- Youth and adults often have career and educational goals but lack realistic plans to follow

What Is the Learner Web?

- It is *NOT* just another distance learning system
- The Learner Web is a research-inspired *learning support system*
- To increase persistence, adults need learning support systems that provide portable, personalized learning plans they can follow
- The LW is designed to work with, enhance and coordinate existing learning resources, programs & services
- The LW provides structured and supported *Learning Plans* that youth and adults follow to reach specific goals
- The Learning Plans connect learners with online resources as well as with local resources, staff and volunteers in schools, community-based organizations, agencies & workplaces

Key Learner Web Features

- Large and extensible database of Resources that are matched to support needs and goals of Learners, Tutors, and other users
- Instructional designers create *Learning Plans* for individual goals
- LW Regions can share & customize Learning Plans
- Online e-portfolios of student work, viewable by assistants with integrated scoring, grading and learning management tools
- Flexible roles for assistants: Helpers, Tutors, Counselors, Teachers
- Integrated telephone system for real-time assistance
- Administrative roles & tools for managing Resources, Helpers, Tutors, Counselors, Teachers and matching them to Learners
- Collects & reports data about own operations for evaluation, research and system improvement



The Learner Web is customized by regions and communities

- Home page
- Learning plans
- Support roles



The screenshot shows the Learner Web homepage. At the top left is the logo for the Community Literacy Consortium, featuring a stylized bird with wings spread. To its right is the 'LearnerWeb' logo, with 'Learner' in blue and 'Web' in orange. In the top right corner, there are links for 'Home' and 'Sign In'. Below the logos is a blue banner with the text 'For adults continuing to learn'. The main content area is white with a blue border. It contains the text 'The Learner Web is a free tool. Use it to reach your goals.' followed by a blue-bordered box with the text 'What goals can Learner Web help you reach? Click HERE to find out.' Below this box is a link: 'Click HERE. If you can fill out this form, you have the computer skills to use Learner Web.' At the bottom of the page, there is a footer text: 'Ask your teacher to help you sign up. To find a teacher, send an email to the person at the site you want to choose.'

COMMUNITY LITERACY CONSORTIUM

LearnerWeb

Home | Sign In

For adults continuing to learn

The Learner Web is a free tool. Use it to reach your goals.

What goals can Learner Web help you reach?
Click HERE to find out.

[Click HERE. If you can fill out this form, you have the computer skills to use Learner Web.](#)

Ask your teacher to help you sign up. To find a teacher, send an email to the person at the site you want to choose.

For adults continuing to learn

Portland State University Library Services



The mission of the Portland State University Library is to promote learning and discovery, and to advance research and scholarship.


This Learner Web region showcases the learning plans created by staff at the PSU Library. Some of these learning plans cover information specific to the PSU library and its services (e.g. a PSU Library FAQ), but there are also plans that address more general information literacy and research topics and may be useful outside of PSU.

Please direct any comments and questions to Michael Braun Hamilton, PSU Distance Learning Librarian (mbraunha@pdx.edu). All the learning plan content is licensed under [Creative Commons](#) - feel free to adapt and reuse it as you wish. Let us know if you need source files for any of the locally hosted content.


<http://library.pdx.edu/>

For adults continuing to learn

Live.



Learn.



Work.



Welcome to the DC Learner Web!

The Learner Web can give you the tools you need to continue your studies anytime, anywhere.

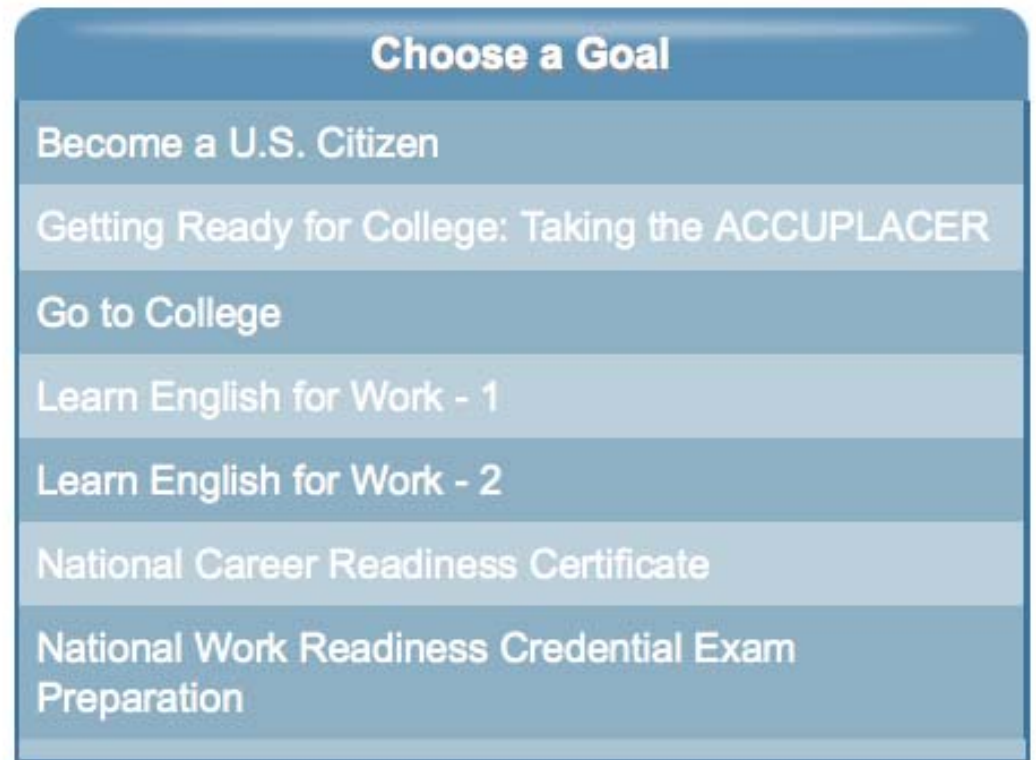
Click on the **"Sign-in"** link above to log in.

Or click on the **"About"** tabs to learn more about DC Learner Web and the national program.

What is a Learning Plan?

Provides structured support to Learners working to reach a learning goal

Can be built around and coordinated with existing educational materials, curricula, programs, and services.



LEARNING PLAN DESCRIPTIONS

	Page		Page
<u>GED Cluster</u>	1	<u>Workforce Development Cluster</u>	7
GED: Start Here!		National Work Readiness Credential Exam	
GED: Keep Coming Back		National Career Readiness Credential	
GED: Writing		Workforce Readiness	
Improve My Reading		Prepare For a Career	
Geometry		Math Skills for Work	
Learn More		Allied Health Fields	
Learn More About Poetry			
<u>English Language Learner Cluster</u>	3	<u>College Success and Advising Cluster</u>	8
Learn English for work - 1		Math Placement & Math Anxiety	
Learn English for work - 2		Chemistry: Screen for Basic Skills Class	
English for work 4		Writing: Directed Self-Placement	
<u>Citizenship</u>	4	<u>College Transition Cluster</u>	9
Become a U.S. Citizen		Accuplacer - Getting Ready for College	
Become a U.S. Citizen in Oregon		Go to College	
<u>Family Literacy Cluster</u>	5	<u>Professional Development Cluster</u>	10
Helping my Child's Preschool Language Skills		ESL Tutor: Level 1 Training (CRLA)	
Helping my Child's Preschool Listening Skills		Learning Ladder (ECE)	
Helping my Child with Preschool Math and Science			
Helping my Child's Preschool Reading		<u>Author Index and contact information</u>	11
Helping my Child with Preschool Writing and Drawing		To View Learner Web goals go to	
Reading <i>The Very Hungry Caterpillar</i>		Play.LearnerWeb.org request a login from	
		Help@Learnerweb.org	

Assistants in Learner Web

- Teachers, Tutors, Counselors, Helpers
- Learning Plans specify which roles can:
 - View & enter information about the Learner
 - View (and possibly assess & give feedback on) the Learner's work and progress
 - Sign off on the Learner's completion of particular Steps in the Learning Plan

Use of Learner Web Roles in LZs

Learner Administrator

- Account creation privileges

Teacher Admin

- Creating teacher accounts

- Creating Courses and Course Offerings

Teacher

- Monitor and respond to learner work online

- Periodically meet with learner face to face

Counselor Admin

- Creating Counselor accounts

- Matching Counselors and Learners

Counselor

- Monitor and respond to learner work online

- Periodically meet with learner face to face



Steps of a Learning Plan

To complete a Learning Plan, and reach a goal, learners navigate through a sequence of Steps

There may be multiple paths (sequences of Steps) that different Learners follow to complete a Learning Plan

- Each Step has a number of standard elements, which structure the learner's path and progress through a plan:
 - Prerequisites
 - Resources
 - Workspace
 - Assistants' Roles
- **The flexible combination of these elements allows us to design Learning Plans that can blend self-directed and teacher/case manager-directed learning.**

STEPS
+ About the ACCUPLACER
- About Local Colleges
- St. Paul College
Programs at SPC
Admissions at SPC
Tips about ACCUPLACER at SPC
SPC Programs Requiring the Exams
+ Dakota County Technical College
+ Century College
+ Hennepin Technical College
+ Study for the ACCUPLACER

Become a U.S. Citizen

STEPS
Introduction to Citizenship Preparation
+ Determine Eligibility
Apply
Prepare to Show You Understand English
+ Prepare for the Civics Test
Prepare for the Reading and Writing Test
Get Fingerprinted
Prepare for the Interview
Go to the Interview
Go to the Oath Ceremony

Prerequisites

A list of Steps to be completed before the Learner can start the current Step

THIS STEP IS: **UNAVAILABLE**

If you are eligible for citizenship, your next step is to complete the N400 application.

[Open This Step](#)

- Placement and progress assessments can be built into Learning Plans and set up as Prerequisites
- Forms recording face-to-face meetings can be built into Learning Plans and set up as Prerequisites.

Resources

- Steps have Resources that help Learners to complete the Step
- Resources can be websites, off-line, or multimedia
 - On-line (e.g., websites, part of an online program)
 - Off-line or in the Learner's local community (e.g., a local One-Stop, CBO, library, or adult education program)

Click On These Helpful Resources:

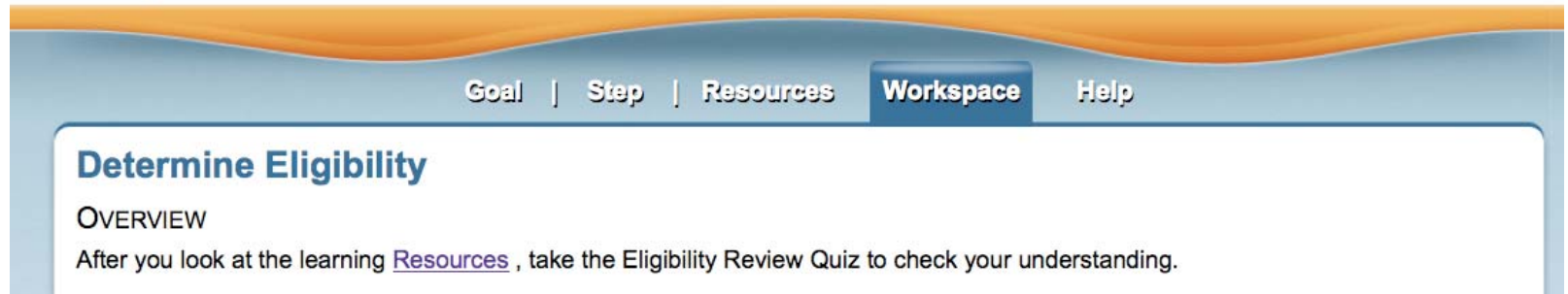
-  [A Guide to Naturalization | Details ›](#)
-  [Page 7 of A Guide to Naturalization | Details ›](#)
-  [Centro Legal | Details ›](#)
-  [Immigrant Law Center of Minnesota | Details ›](#)
-  [Southern Minnesota Regional Legal Services | Details ›](#)
-  [The Advocates for Human Rights | Details ›](#)
-  [Video: Eligibility Requirements and Application Process | Details ›](#)

Federal government information sites and docs

Community Resources. Learners click and make an appointment with a paralegal

Videos

Workspace



Goal | Step | Resources | **Workspace** | Help

Determine Eligibility

OVERVIEW

After you look at the learning [Resources](#) , take the Eligibility Review Quiz to check your understanding.

- Always available to the Learner and tightly integrated with the steps of the Learning Plan
- Viewable by others with the Learner's permission
- Contains forms that the Learner completes as part of the Step.
 - Data gathering tools
 - Assessments, exercises or assignments (e.g., solving problems, answering questions, providing speech or writing samples, submitting essays, etc.)
 - Highly interactive and multimedia

Support for the Learner

Steps can incorporate online or f2f interaction with assistant roles:
e.g., case managers or teachers

Goal | Step | Resources | **Workspace** | Help

Learn about American Government

OVERVIEW

After you have studied the lessons on the [Resources](#) tab, take these Review Quizzes to check your understanding.

When your score is 80% or better in all the Quizzes, you are ready to move on! You can click the [Goal](#) tab and go to another Step.

1. [American Democracy Listening & Speaking Practice Quiz](#) (Not started)
2. [Principles of American Democracy Review Quiz](#) (Not started)
3. [System of Government Review Quiz A](#) (Not started)
4. [System of Government Review Quiz B](#) (Not started)
5. [Rights and Responsibilities Review Quiz](#) (Not started)
6. [Practice Civics Questions with a Telephone Helper](#) (Not started)



This workspace includes an assignment to call a phone helper for interview practice.




Activities like this can be required for Step completion and unlocking subsequent Steps.

Workspace Forms and Assistant Roles

Workspace forms can be auto-graded or submitted to a Teacher, Tutor, or Case Manager to review, comment upon or grade.

- Choice determines how a Step might be completed.

Status

-  Unavailable
- Not Started
-  In Progress
- Awaiting Feedback
-  Completed

Comments and/or grades can later be viewed by the Learner



Author Teacher

Tuesday, April 27, 2010 10:22 PM

You do not understand what the Accuplacer test is about. Please go back and review the resources.

Workspace item fields can be hidden from different Assistants.

Index:	<input type="text" value="4"/>
Required:	<input type="checkbox"/>
Display Type:	<input type="text" value="Text Area"/>
Hide Role Permissions	
Counselor	<input type="text" value="view only"/>
Helper	<input type="text" value="none"/>
Learner	<input type="text" value="view only"/>
Teacher	<input type="text" value="full"/>
Tutor	<input type="text" value="none"/>

Standardized Test Score.




Additional Role Defined Tasks in Learning Plans

- Review status of a Step
- Indicate when a Step is completed

- Review, evaluate (grade) and/or give feedback on Workspace items

- View/enter info in Profile fields or Workspace forms, etc.

Status

-  Unavailable
- Not Started
-  In Progress
- Awaiting Feedback
-  Completed

Index:	<input type="text" value="4"/>
Required:	<input type="checkbox"/>
Display Type:	<input type="text" value="Text Area"/>

Hide Role Permissions

Counselor	<input type="text" value="view only"/>
Helper	<input type="text" value="none"/>
Learner	<input type="text" value="view only"/>
Teacher	<input type="text" value="full"/>
Tutor	<input type="text" value="none"/>

Standardized Test Score.

Using LW for Case Management

- Learning Plans can blend online activities with in-person activities through the Learner Profile, Resources, and Workspace.
- Requiring case managers to complete fields in the Profile Form and Steps, coupled with prerequisites, can control flow of Learners through a Learning Plan and through the programmatic services/environment represented.

Learner Profile

Regions can set up a profile form that follows each learner.

Update Your Profile

Everything you enter is confidential. Only you can give someone else permission to see your personal data.

* 1. First Name

Learner

* 2. Last Name

New

3. Email

learner@email.com

* 4. Where are you now?

- Library
- Lao Family
- Neighborhood House
- Hubbs Center

Fields on the form can be set to control both who can view and enter information in that profile form field.



Reporting in LW

Reports (Max. 9; old reports will be deleted)

Region: LZpractice

Choose Report:

Report Name:

- Aggregate Learning Plan Report
- Aggregate Plan Average Time Duration Report
- Aggregate Step Report
- Plan Status Report
- Step Status Report**
- Step Resources Report
- Step Workspace Report
- Workspace Form Report
- Learner Profile Report
- GED: Writing
- Getting Ready for College: Taking the ACCUPLACER
- Go to College

Learning Plans:

Start Date:

End Date:

Learners: All

File Name	File Size
plan_status_report.xls	0.02MB
aggregate_learning_plan.xls	0.01MB

Reporting in LW

plan_status_report(3).xls

Plan Status Report							
							Region:LZpractice
Learning Plan	Login	First Name	Last Name	Email	Plan Status	Plan Started Timestamp	Plan Elapsed Time
Become a	melissaj	Melissa	Jenkin	Melissa.Je	In progress	2010-03-11 25	days 01:12:30.966988
Become a	jenifer.van	Jenifer	Vanek	jenifer.van	In progress	2010-03-01 43	days 01:32:36.097988
Become a	renee.cerio	renee	cerio	rcerio@bc	In progress	2010-03-11 32	days 05:12:36.970988
Become a	paulette.br	Paulette	Brown	pbrown@b	In progress	2010-03-11 32	days 05:10:47.219988
Become a	patricia.kir	patricia	king	pking@scs	In progress	2010-03-11 32	days 05:05:12.344988
Become a	kathy.houg	kathy	houghton	khoughton	In progress	2010-03-11 32	days 05:03:27.236988
Become a	laurie.barg	Laurie	Bargstedt	lbargstedt	In progress	2010-03-11 32	days 05:22:35.125988
GED: Writi	renee.cerio	renee	cerio	rcerio@bc	In progress	2010-03-11 32	days 05:18:33.281988
GED: Writi	brooke.van	Brooke	Van Gende	bvangende	In progress	2010-03-11 32	days 05:23:32.445988
GED: Writi	patricia.kir	patricia	king	pking@scs	In progress	2010-03-11 32	days 05:10:10.429988
GED: Writi	rachel.camp	Rachel	Campbell	rcampbell	In progress	2010-03-11 32	days 05:14:45.564988
GED: Writi	kathy.houg	kathy	houghton	khoughton	In progress	2010-03-11 32	days 05:04:50.482988
GED: Writi	kristina.kar	Kristina	Karrat	kkarrat@bc	In progress	2010-03-11 32	days 04:58:17.661988
GED: Writi	kathleen.ye	Kathleen	Yennock	kyennock@	In progress	2010-03-11 32	days 05:23:32.455988
GED: Writi	mklamm	Melissa	Klamm		In progress	2010-03-31 13	days 07:23:23.419988
Getting Re	minnie.mo	Minnie	Mouse	none	In progress	2010-03-11 28	days 04:18:45.154988
Getting Re	paulette.br	Paulette	Brown	pbrown@b	In progress	2010-03-11 32	days 05:18:33.152988
Getting Re	kathy.houg	kathy	houghton	khoughton	In progress	2010-03-11 32	days 04:55:38.315988
Getting Re	jenifer.van	Jenifer	Vanek	jenifer.van	In progress	2010-03-11 32	days 07:08:11.716988
Helping M	sue.miller	Sue	Miller	smiller@bc	In progress	2010-03-11 32	days 05:24:58.842988
Helping M	brooke.van	Brooke	Van Gende	bvangende	In progress	2010-03-11 32	days 05:18:57.696988
Helping M	ima.learne	Ima	learner	no email	In progress	2010-03-11 32	days 05:24:18.427988
Helping M	renee.cerio	renee	cerio	rcerio@bc	In progress	2010-03-11 32	days 05:11:15.662988
Helping M	minnie.mo	Minnie	Mouse	none	In progress	2010-03-11 32	days 05:25:00.173988

Sheet0

Ready

Potential Day to Day Tasks for LZ Staff

- Learner Administrator creates Learner accounts
- Counselor Administrator assigns a case manager to learner
- Case managers/teachers monitors learner progress
- Continuous feedback to RAEN about learning plans

Road Map/Design Tasks for LZ staff

- Vet learning plans & select ones to use in LZ
- Recommend changes to existing learning plans
- Report technical problems
- Select home page content
- Vet pathways plans designed by colleges & One Stops (built by RAEN Regional Admin). Recommend changes to localize.

Road Map/Design Tasks for College One Stop staff

- Create cross-site basic template showing steps required for learners in pathway to college and pathway to work.
- Provide continuous feedback to RAEN staff when appropriate for plan improvement

Technical support with Learner Web

1. Contact your Learner Web Literacy Zone lead
2. Lead will contact RAEN Regional Administrator - Melissa Jenkin
RAEN Regional Administrator contacts Learner Web consultant for technical assistance when need.

