

NEW YORK STATE ADULT EDUCATION STUDENT STATISTICS

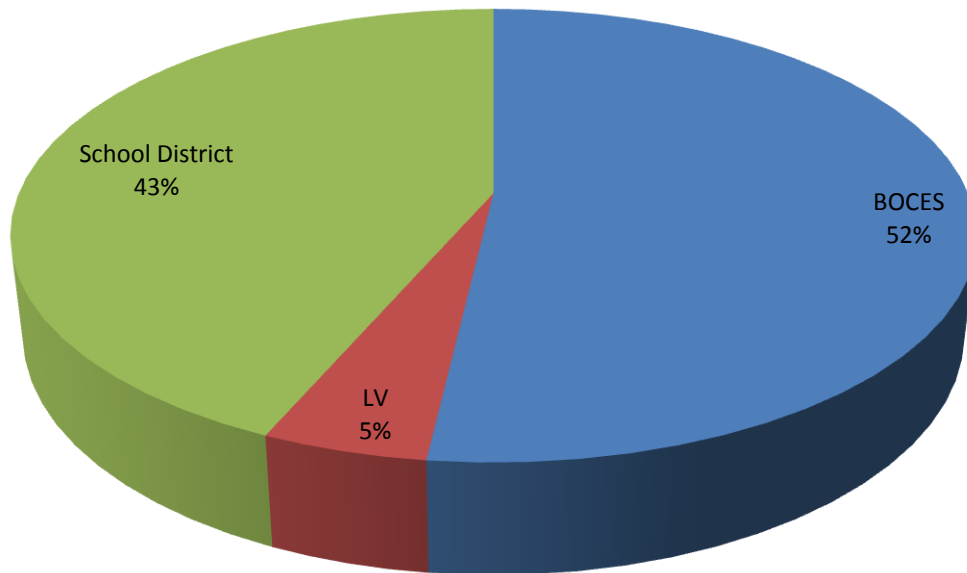
The following tables and charts show data reported by adult education providers in the Central Southern Tier region of New York State for the fiscal year 2010, which spans the period between July 1, 2009 and June 30th, 2010.

All students reported here fulfill the National Reporting System (NRS) guidelines for reporting, namely, they have completed 12 hours of instruction and have been post tested using one of the State Education Department approved assessment instruments.

In FY 2010, Central Southern Tier Adult Education programs served 12,079 students. Below is a breakdown of enrollment by provider type.

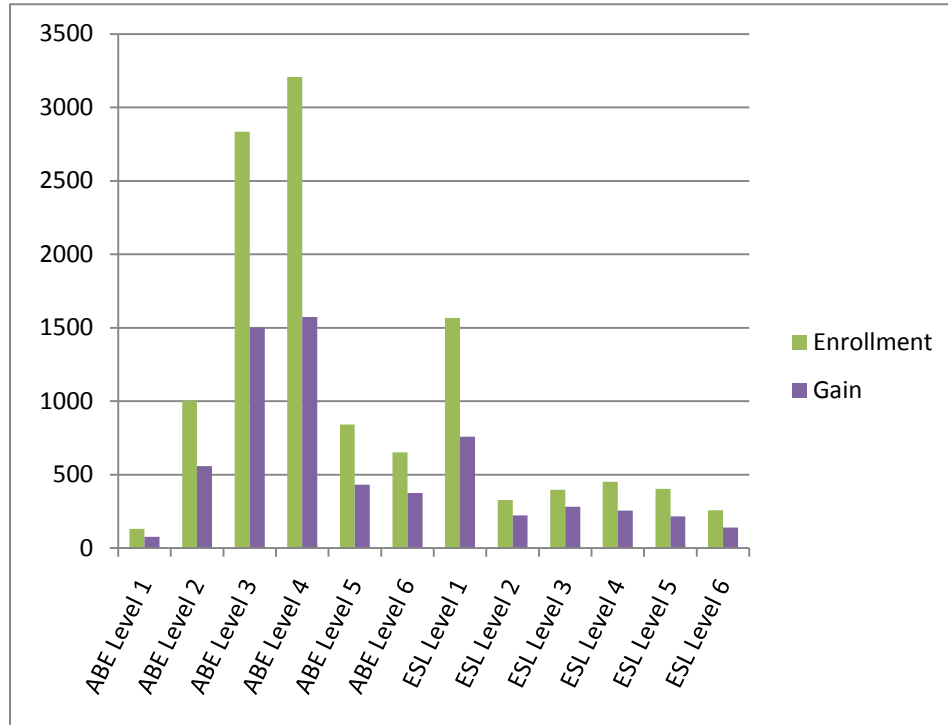
Provider Type	Enrollment
BOCES	6261
LV	565
School District	5253

Enrollment by Provider Type - CST



Enrollment and Educational Gain

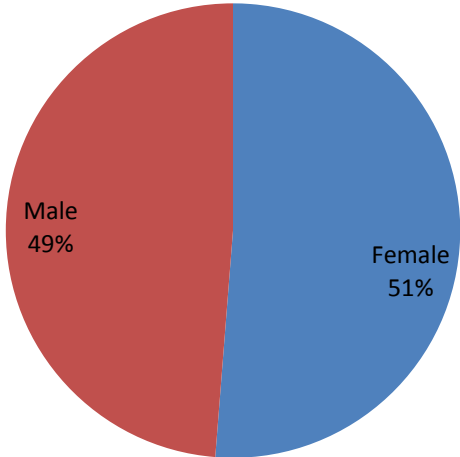
The NRS categorizes students into 6 Adult Basic Education (ABE) and 6 English as a Second Language (ESL) levels based on their pretest scores. Students show educational gain if their post test places them in an NRS level that is higher than their pretest level.



Educational Functioning Levels	Enrollment	Number of Students Making Gain	Percentage of students making gain
ABE Level 1	132	77	58%
ABE Level 2	1005	558	56%
ABE Level 3	2834	1502	53%
ABE Level 4	3207	1573	49%
ABE Level 5	842	432	51%
ABE Level 6	653	375	57%
ESL Level 1	1568	760	48%
ESL Level 2	328	224	68%
ESL Level 3	398	283	71%
ESL Level 4	451	255	57%
ESL Level 5	404	217	54%
ESL Level 6	257	141	55%
Total number of students	12079	6397	53%

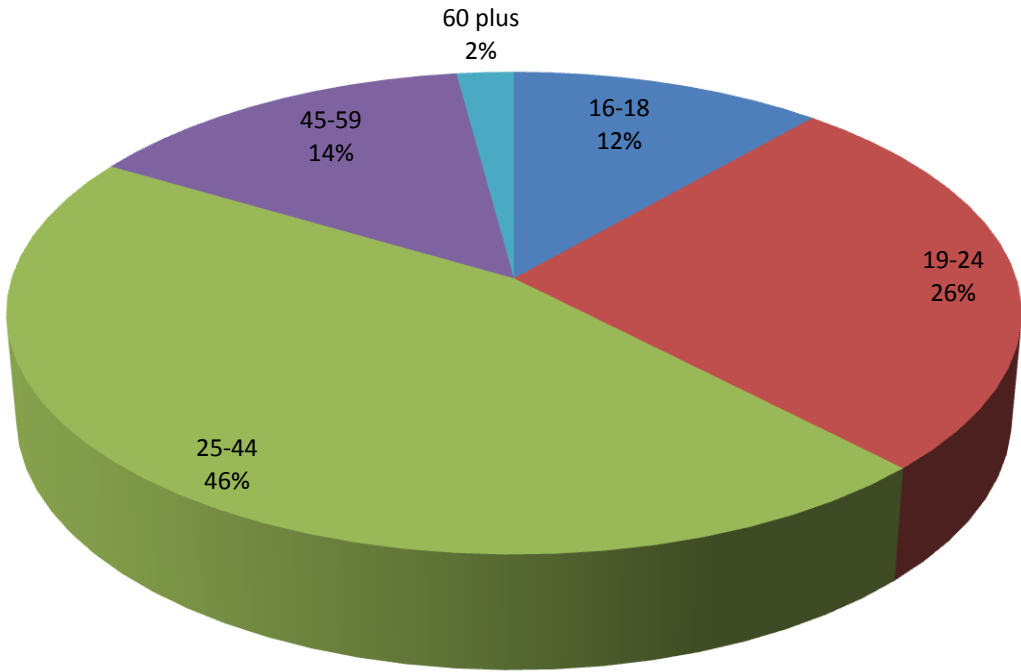
Student Demographics

Gender of students - CST



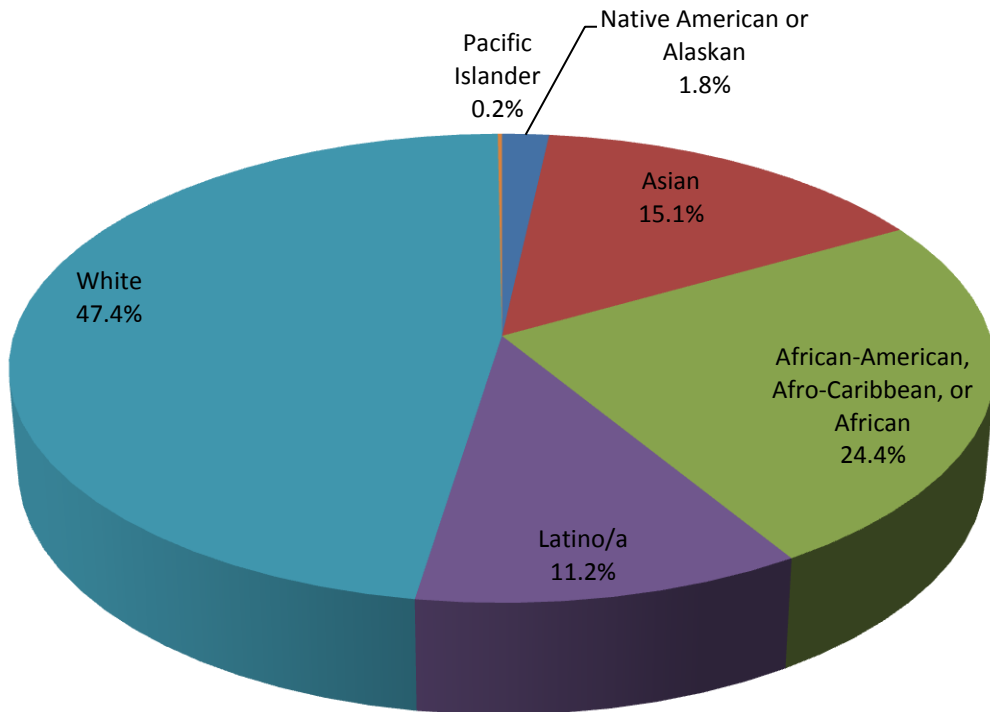
Gender	Number of Students	%
Female	6190	51%
Male	5889	49%
	12079	

Student Age - CST



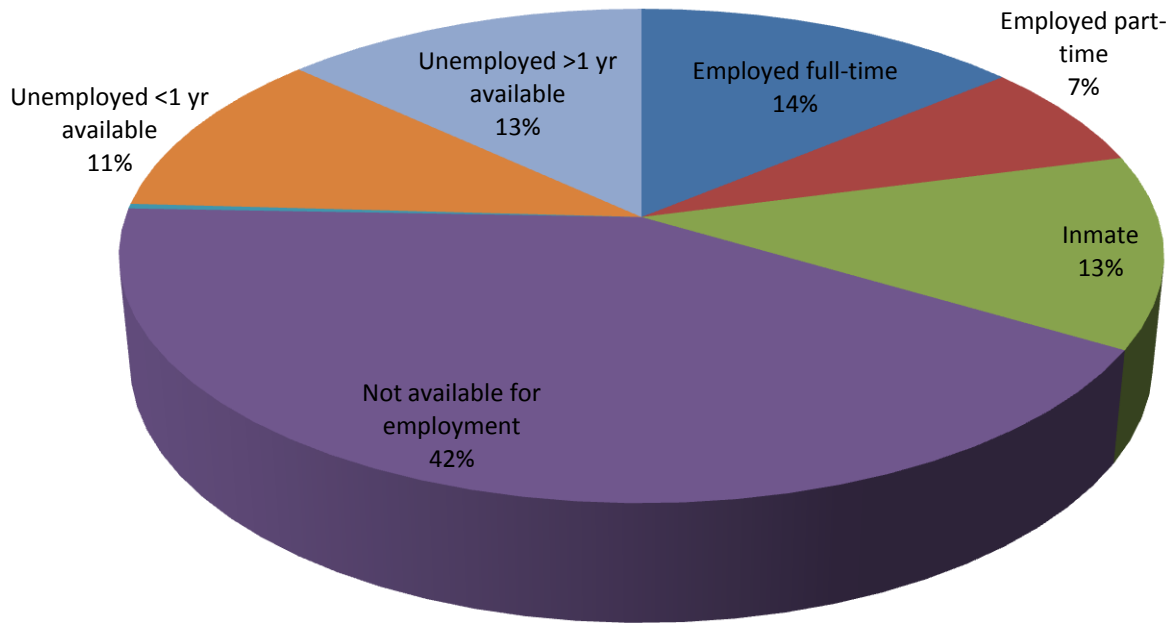
Age	Number
16-18	1382
19-24	3184
25-44	5518
45-59	1742
60 plus	253

Student ethnicity - CST



Ethnicity	Count
Native American or Alaskan	212
Asian	1818
African-American, Afro-Caribbean, or African	2952
Latino/a	1355
White	5723
Pacific Islander	19

Employment status at Entry - CST



Employment status	Number
Employed full-time	1688
Employed part-time	836
Inmate	1521
Not available for employment	5083
Retired	38
Unemployed <1 yr available	1325
Unemployed >1 yr available	1588